




2018 National Poll

on Domestic Violence and Financial Abuse

The Allstate Foundation is dedicated to ending domestic violence through financial empowerment.

We conducted a national poll in March 2018 to better understand the public's perception of domestic violence and financial abuse. The results reveal a staggering gap between public concern and action on domestic violence.



1 in 4 women
will experience domestic
violence in her lifetime.



In 99% of these cases,
financial abuse is one of the main
reasons victims can't leave and
remain in the abusive relationships.

Table of Contents

- National Research Learnings 4
- Severity and Extent of Domestic Violence 5
- Familiarity with Financial Abuse 10
- The Domestic Violence and Financial Abuse Connection..... 18
- Domestic Violence as a Topic of Conversation..... 22
- Barriers to Leaving an Abusive Partner 27
- Resources and Victim Assistance 30
- Appendix..... 37

Key Findings

- **Americans consider domestic violence a serious problem** in the U.S. however, many fail to see domestic violence as a serious problem among those they know.
- **Americans lack a working definition/understanding of financial abuse** and its role in domestic violence.
- **Most Americans readily identify** instances of physical, emotional and sexual abuse as forms of domestic violence, but do not always consider certain financial behaviors (e.g., hiding assets, denying access to credit cards/bank accounts, etc.) to be financial abuse or a form of domestic violence.
- **Americans doubt both their and their loved ones' ability to recognize** the signs of a financially abusive relationship as well as their ability to help.
- **Americans feel unequipped** – some even seem unwilling – to help a family member, friend, or themselves if they were in an abusive relationship.
- **Hispanic and African American women** are more likely to consider domestic violence a serious issue and to have personal experience with it.
- **Two-thirds** of Americans surveyed feel social service agencies should play a major role in ending domestic violence, followed by religious leaders / organizations and government.
- **About half of Americans** say social media campaigns and websites would be the most effective sources for providing information about financial abuse and how/where to seek help.
- **1 in 3** think discussing domestic violence is taboo – a 10% increase since 2014 research.
- **66% of Americans** reported having not seen anything about financial abuse as a form of domestic violence in the public forum compared to 75% in 2014.

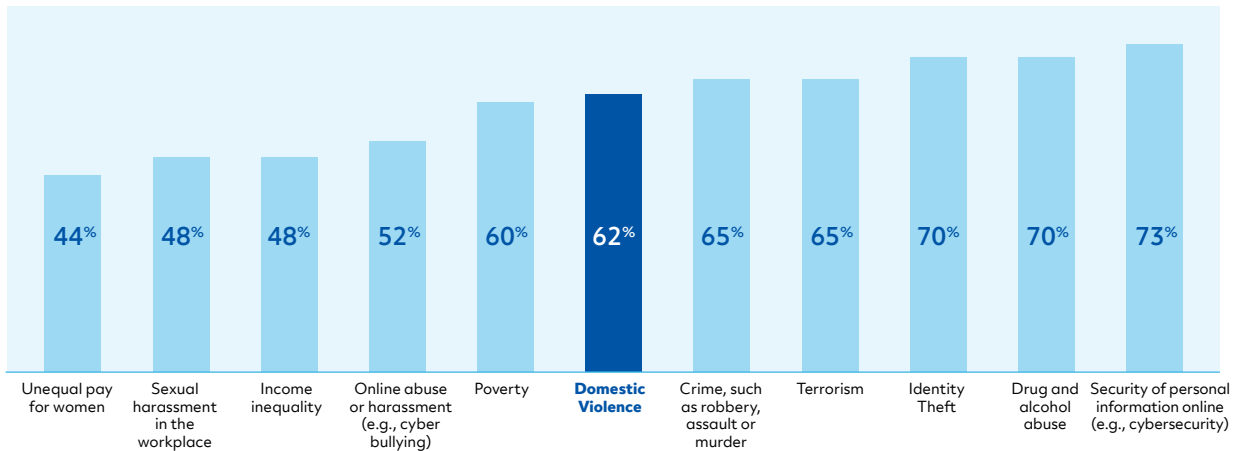
.....

Severity and Extent of Domestic Violence

.....

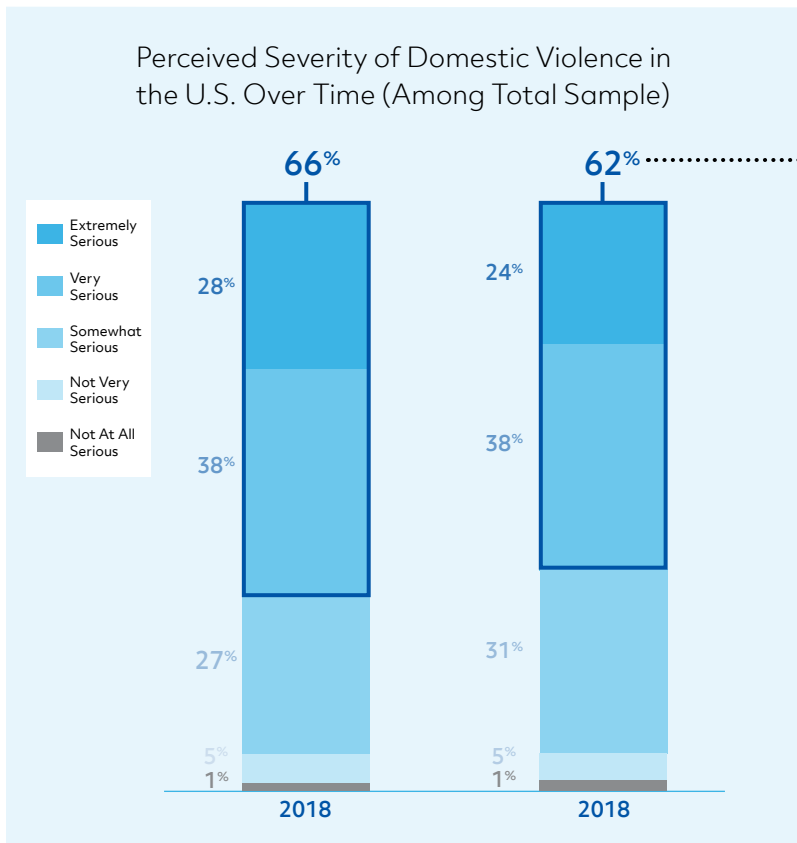
Severity & Extent of Domestic Violence

62% rated domestic violence as an “extremely serious” or “very serious” issue facing the country today. Ranking 6th on the list of concerns.



Base = total sample (N=1,840)
 Q1. Below is a list of things people have told us they are concerned about today. How serious of a problem do you believe each to be in the United States today? (5-pt. scale: “Extremely serious” to “Not at all serious.”)

The perceived severity of domestic violence has not changed much since 2014.

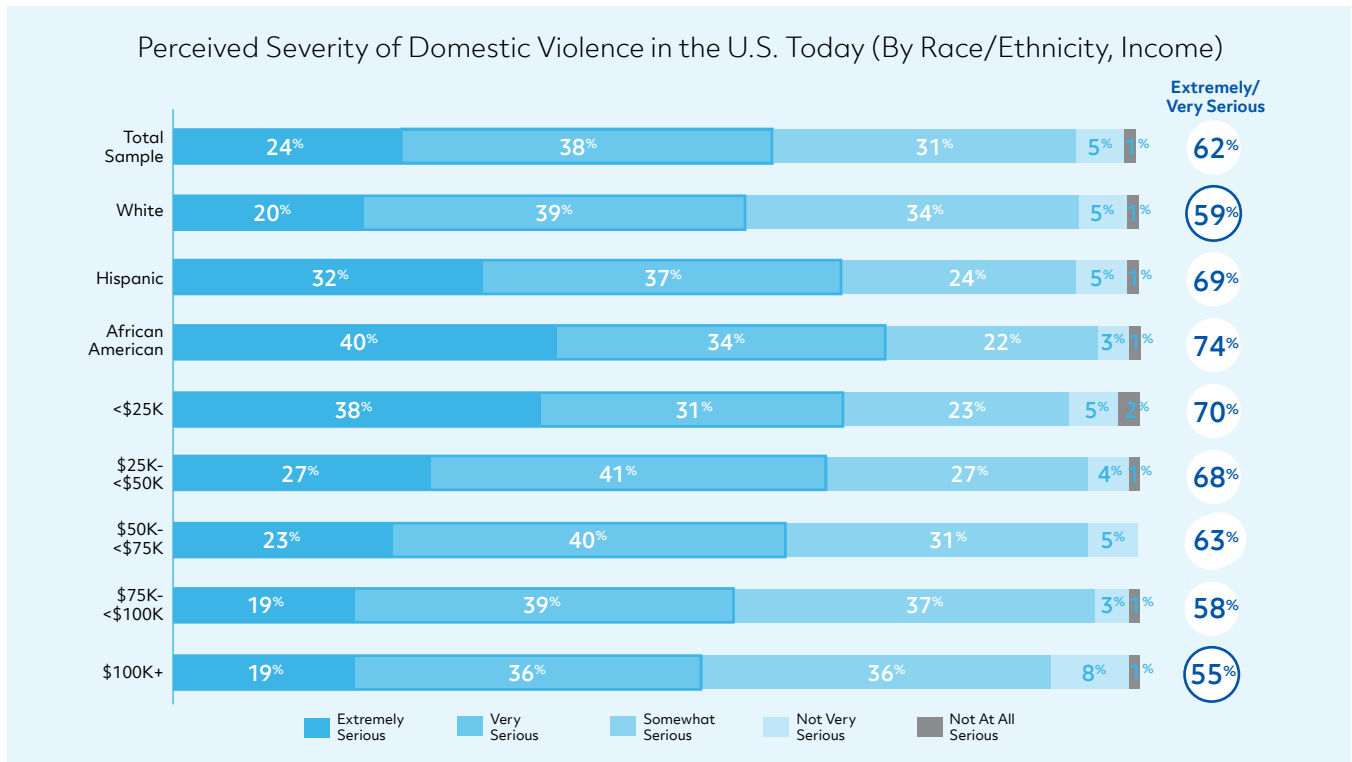


Groups From 2018 Who See Domestic Violence As Significantly More Serious (Extremely/Very Serious Among Total Sample)	
African American women	80%
Baby Boomer women	76%
Financial abuse survivor	75%
Domestic violence or financial abuse survivor	74%
African Americans	74%
Hispanic women	74%
Women	70%
Income <\$25k	70%
Hispanic	69%
Know a survivor of any form of abuse	68%
Know a financial abuse survivor	68%
Baby Boomers	68%
Income \$25K-<\$50K	68%
Northeast region	68%
Not a college grad	65%

Base = 2018 total sample (N=1,840), 2014 total sample (N=1,020)
 Q1. Below is a list of things people have told us they are concerned about today. How serious of a problem do you believe each to be in the United States today?

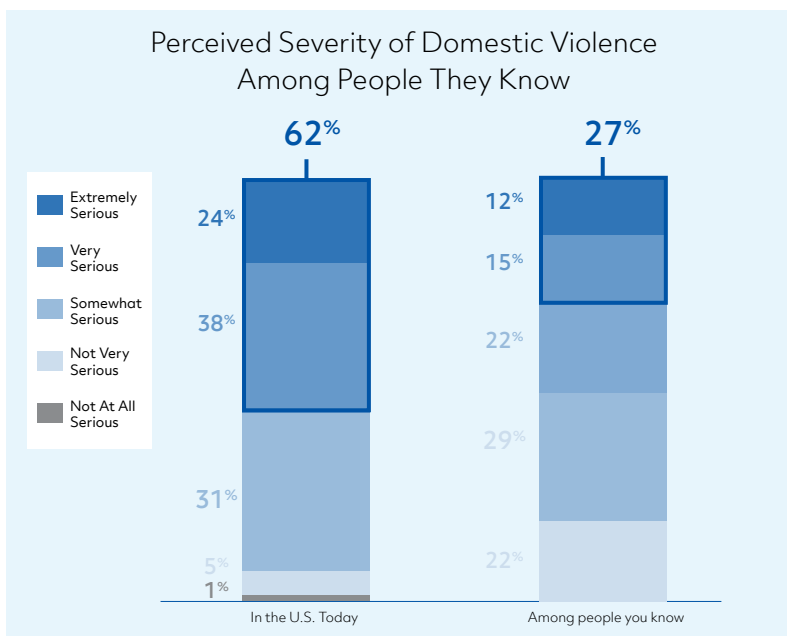
Severity & Extent of Domestic Violence

White Americans (59%) and those with an annual income of \$100K+ (55%) are less likely to consider domestic violence a serious problem in the country today.



Base = White (N=1,001), Hispanic (N=404), and African American (N=334), <\$25K (N=286), \$25K-
-\$50K (N=257), \$50K-
-\$75K (N=339), \$75K-
-\$100K (N=242), and \$100K+ (N=590)
Q1. Below is a list of things people have told us they are concerned about today. How serious of a problem do you believe each to be in the United States today?
Circles used to indicate statistical significance when compared to the total sample.

62% regard domestic violence as an extremely or very critical issue facing the nation today. However, only 27% consider domestic violence equally serious among people they know.



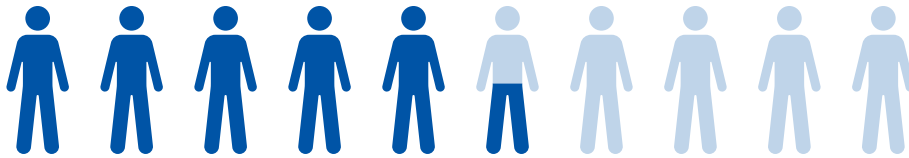
Domestic Violence Extremely/Very Serious Problem Among People They Know Compared to Issue's General Seriousness (Among Total Sample)

	People they know	In the U.S.
Men	22%	to 53%
Women	31%	to 70%
Millennials	22%	to 56%
Gen X	25%	to 59%
Baby Boomers	29%	to 68%
Silent/G.I. Generation	32%	to 67%
White	20%	to 59%
Hispanic	45%	to 69%
African American	41%	to 74%
Income <\$25K	43%	to 70%
Income <\$25K- <\$50K	32%	to 68%
Income <\$50K- <\$75K	27%	to 63%
Income <\$75K- <\$100K	21%	to 58%
Income \$100K+	18%	to 56%

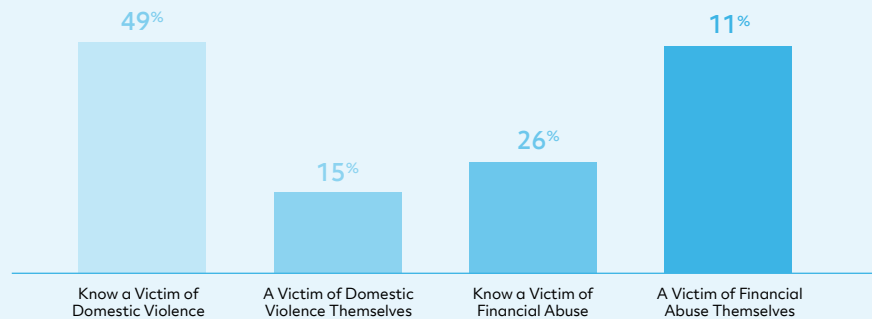
Base = total sample (N=1,840)
Q1. Below is a list of things people have told us they are concerned about today. How serious of a problem do you believe each to be in the United States today?
Q2. How serious of a problem do you believe each to be among people you know?
Circles used to indicate statistical significance when compared to the total sample.

Severity & Extent of Domestic Violence

55% of Americans know, are, or have been victims of either domestic violence or financial abuse.



% Know Victim or Are/Have Been Victim of Domestic Violence/Financial Abuse (Among Total Sample)



*Note: Respondents may have reported knowing a victim and being one themselves

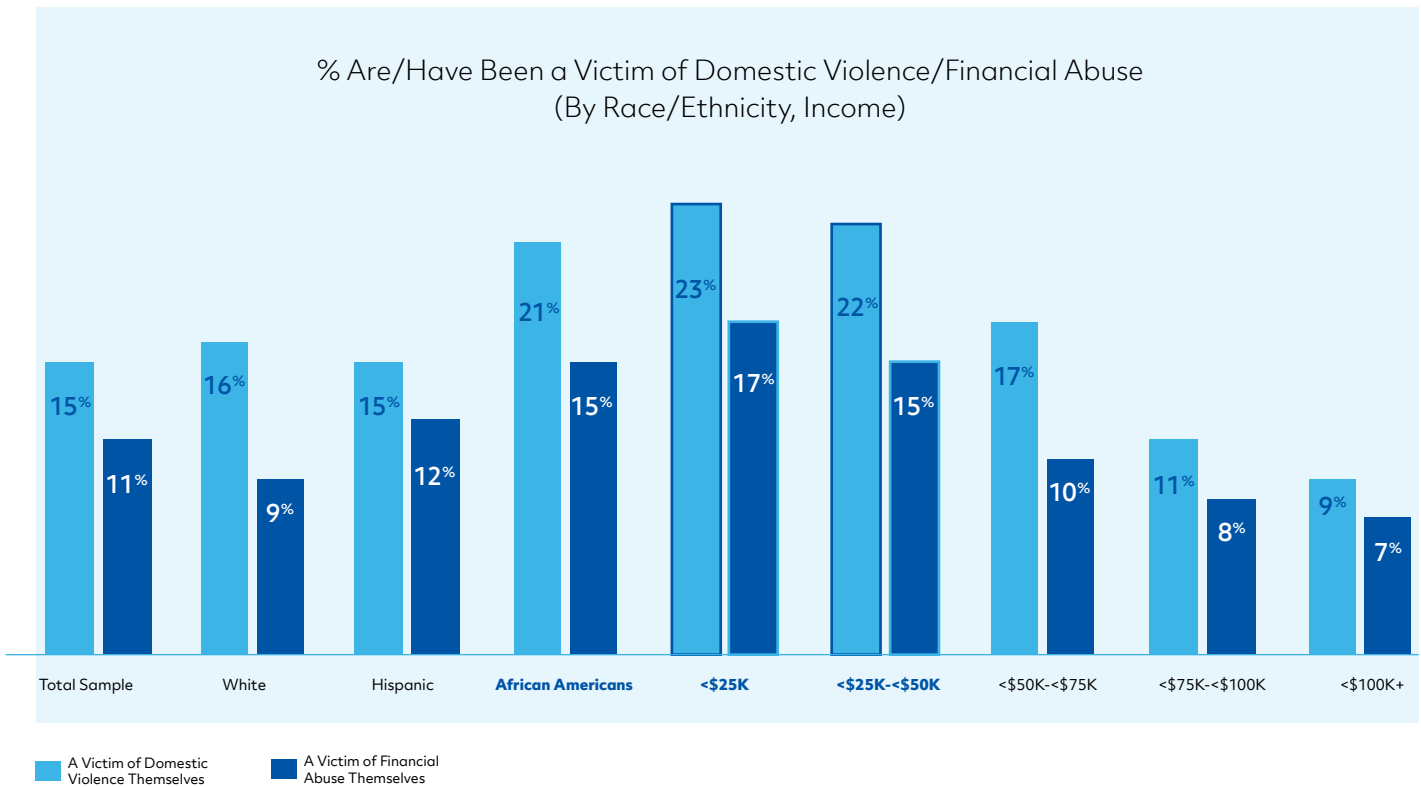
Groups Significantly More Likely to Know Someone, Be or Have Been a Victim of Financial Abuse (Among Total Sample)

Know a Victim of Financial Abuse		Are Financial Abuse Victim/Survivor	
Separated/divorced/ widowed	32%	Separated/divorced/ widowed	21%
Income <\$25K	33%	Income <\$25K	17%
Hispanic women	34%	Hispanic women	17%
		African American men	17%
		Gen X women	16%
		Income <\$25K-<\$50K	15%
		Baby Boomer women	14%
		African Americans	15%

Base = White (N=1,001), Hispanic (N=404), and African American (N=334), <\$25K (N=286), \$25K-<\$50K (N=257), \$50K-<\$75K (N=339), \$75K-<\$100K (N=242), and \$100K+ (N=590)
 Q12. Please tell me if you agree or disagree with each of the following statements. - I personally know someone who is or has been a victim of domestic violence. I myself am currently or have been a victim of domestic violence by a spouse or partner. I personally know someone who is or has been a victim of financial abuse. I myself am currently or have been a victim of financial abuse by a spouse or partner. (3-pt. scale: Agree, Disagree, Don't Know.)
 Circles used to indicate statistical significance when compared to the total sample.

Severity & Extent of Domestic Violence

African Americans and lower-income Americans report higher rates of victimization.



Base = White (N=1,001), Hispanic (N=404), and African American (N=334), <\$25K (N=286), \$25K-<\$50K (N=257), \$50K-<\$75K (N=339), \$75K-<\$100K (N=242), and \$100K+ (N=590)
 Q12. Please tell me if you agree or disagree with each of the following statements. – I personally know someone who is or has been a victim of domestic violence. I myself am currently or have been a victim of domestic violence by a spouse or partner. I personally know someone who is or has been a victim of financial abuse. I myself am currently or have been a victim of financial abuse by a spouse or partner. (3-pt. scale: Agree, Disagree, Don't Know.)
 Circles used to indicate statistical significance when compared to the total sample.

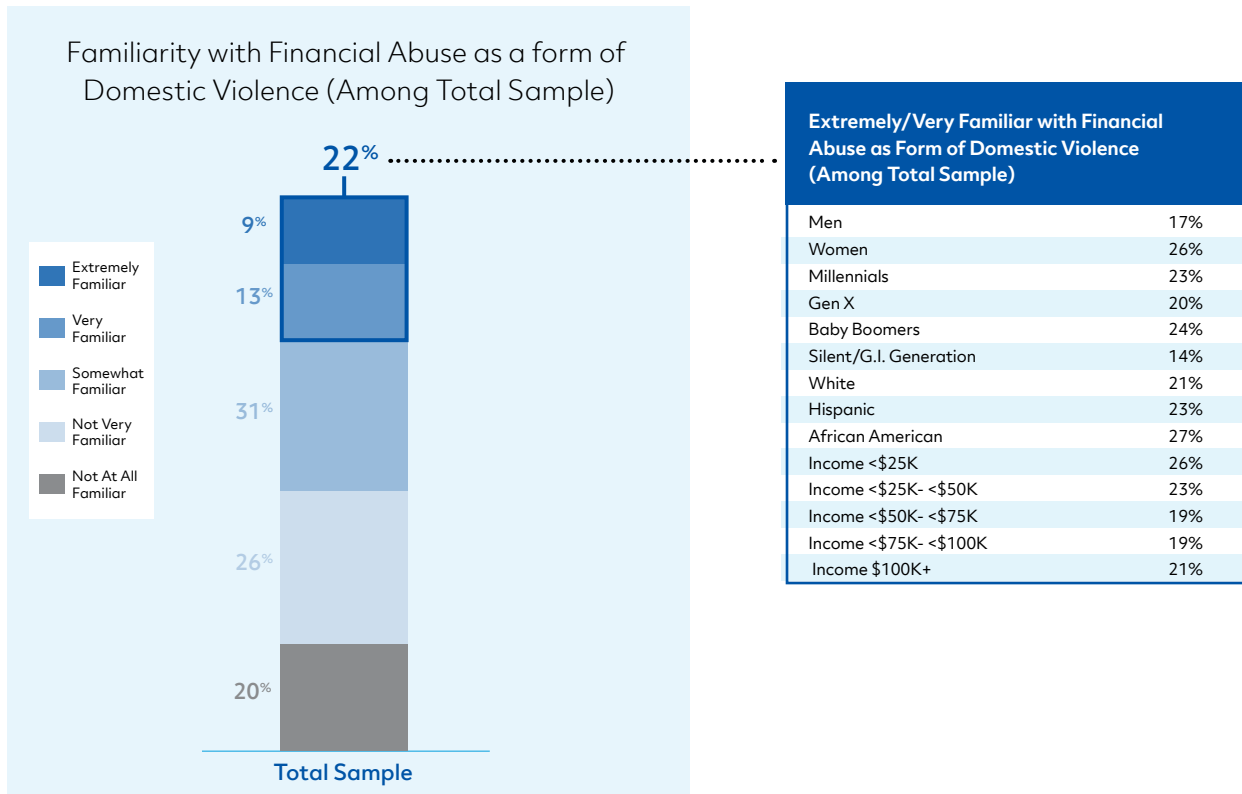
.....

Familiarity With Financial Abuse

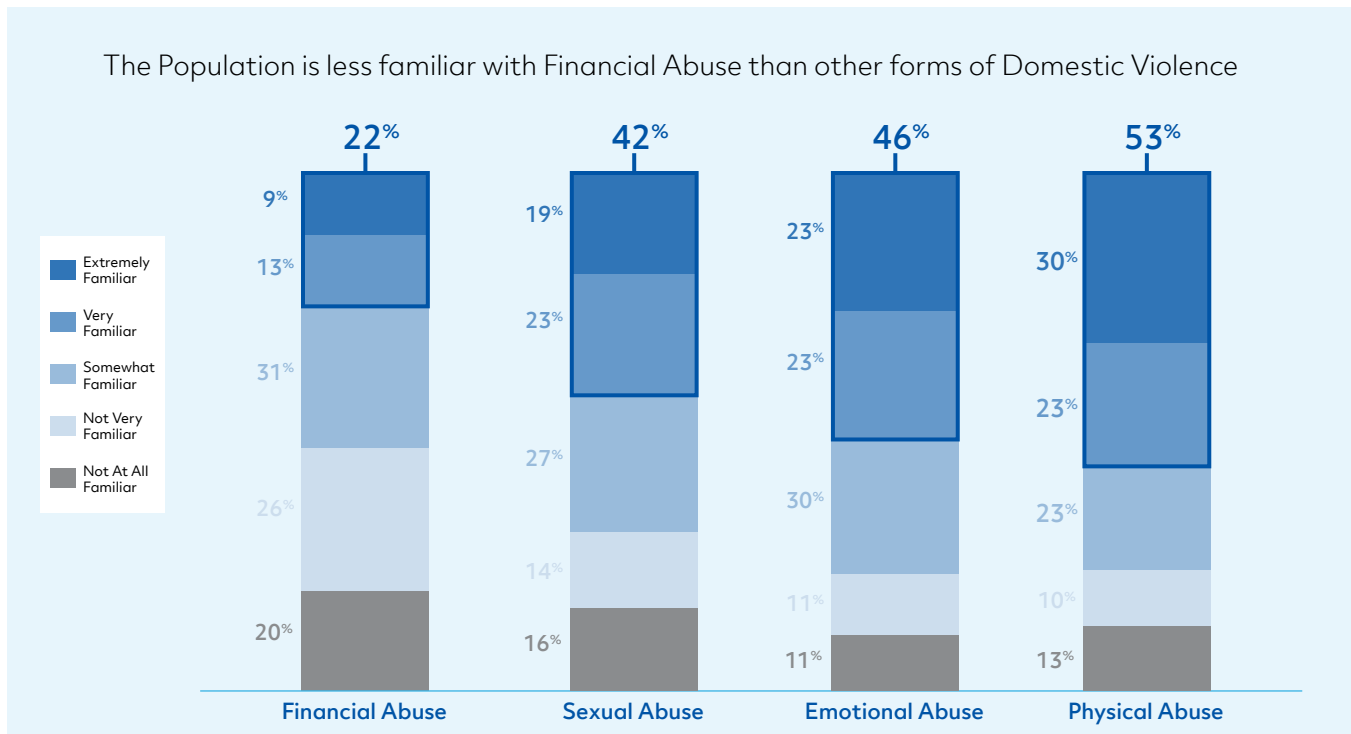
.....

Familiarity With Financial Abuse

22% of Americans are familiar with financial abuse as form of domestic violence.



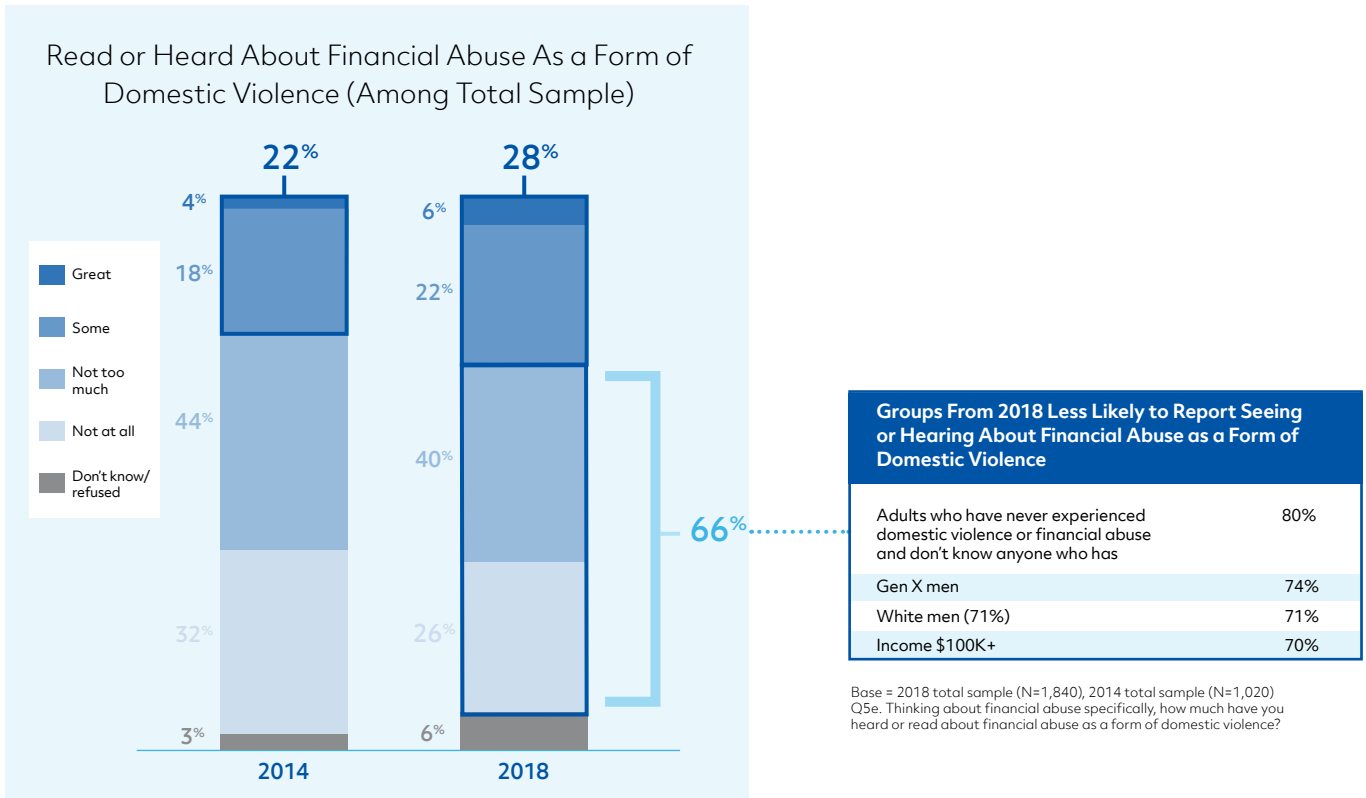
Base = total sample (N=1,840)
 Q5a. How familiar are you with financial abuse as a form of domestic violence?
 Circles used to indicate statistical significance when compared to the total sample.



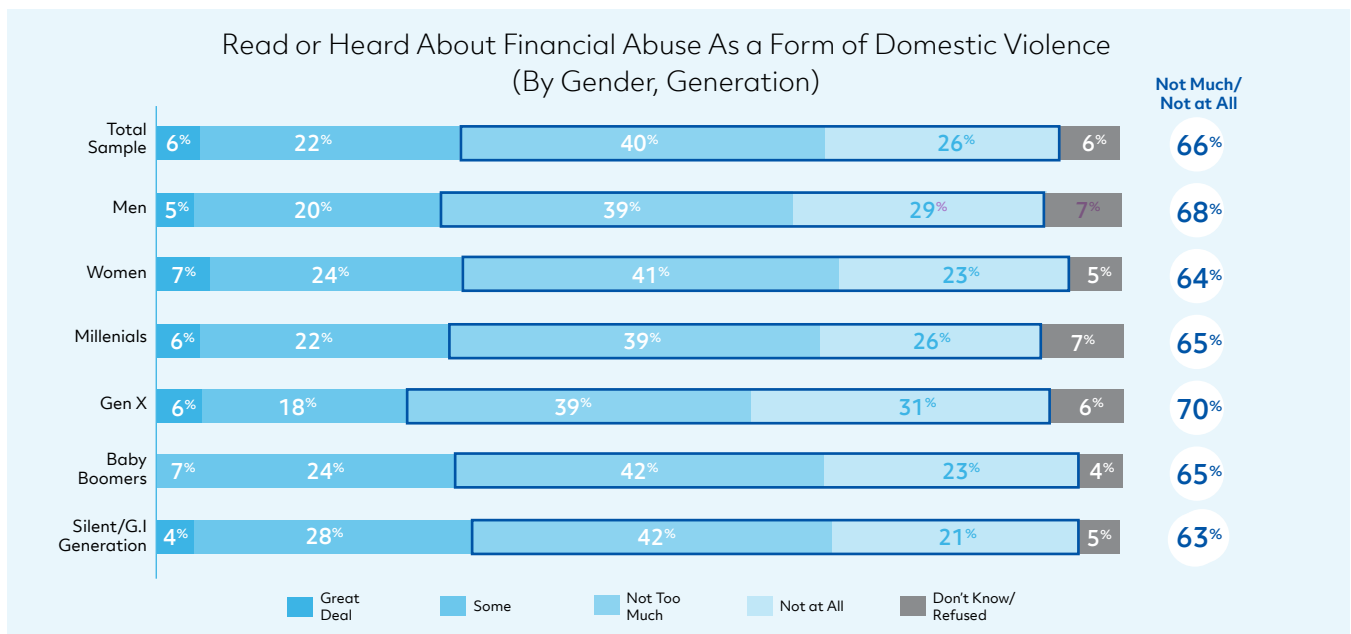
Base = total sample (N=1,840)
 Q5a. How familiar are you with financial abuse as a form of domestic violence? Q5b. How familiar are you with physical abuse as a form of domestic violence? Q5c. How familiar are you with emotional abuse as a form of domestic violence? Q5d. How familiar are you with sexual abuse as a form of domestic violence?

Familiarity With Financial Abuse

66% reported hearing little or nothing about financial abuse as a form of domestic violence, a 9 percentage point decline since 2014.



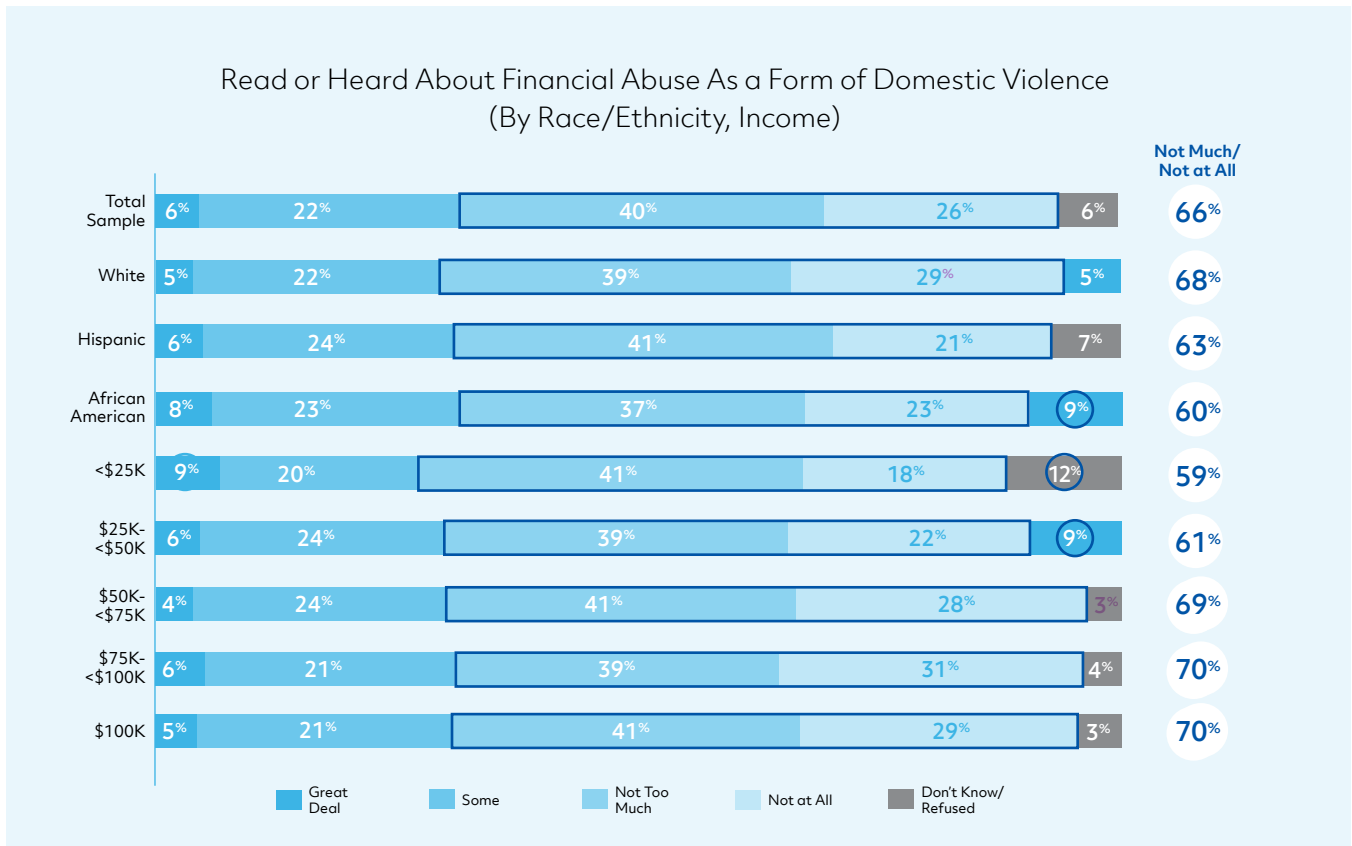
Women, silent generation have read or heard more about financial abuse as form of domestic violence. Roughly three in ten men (29%) and Gen X (31%) have not heard or seen anything about financial abuse as a form of domestic violence.



Base = Men (N=890), Women (N=950), Millennials ages 21-36 (N=497), Gen X ages 37-52 (N=416), Baby Boomers ages 53-71 (N=693), and Silent/G.I. Generation ages 72+ (N=197)
 Q5e. Thinking about financial abuse specifically, how much have you heard or read about financial abuse as a form of domestic violence?
 Circles used to indicate statistical significance when compared to the total sample.

Familiarity With Financial Abuse

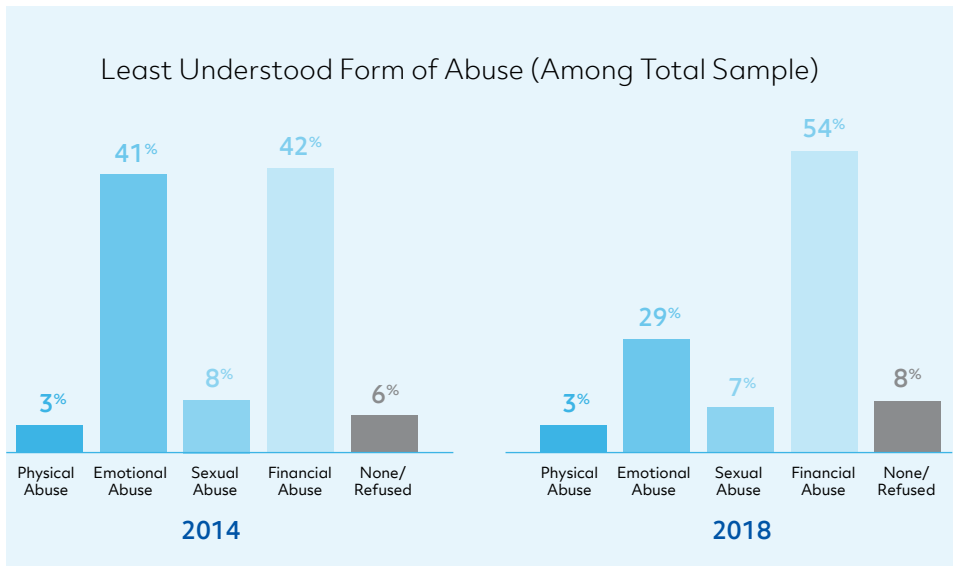
Those with incomes of \$100K+ are less likely to have heard, read about the Issue.



Base = White (N=1,001), Hispanic (N=404), and African American (N=334), <\$25K (N=286), \$25K-<\$50K (N=257), \$50K-<\$75K (N=339), \$75K-<\$100K (N=242), and \$100K+ (N=590)
 Q5e. Thinking about financial abuse specifically, how much have you heard or read about financial abuse as a form of domestic violence?
 Circles used to indicate statistical significance when compared to the total sample.

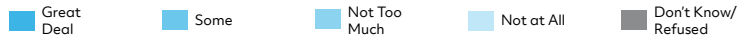
Familiarity With Financial Abuse

54% rated financial abuse as the least understood form of abuse.
Up from 42% in 2014.

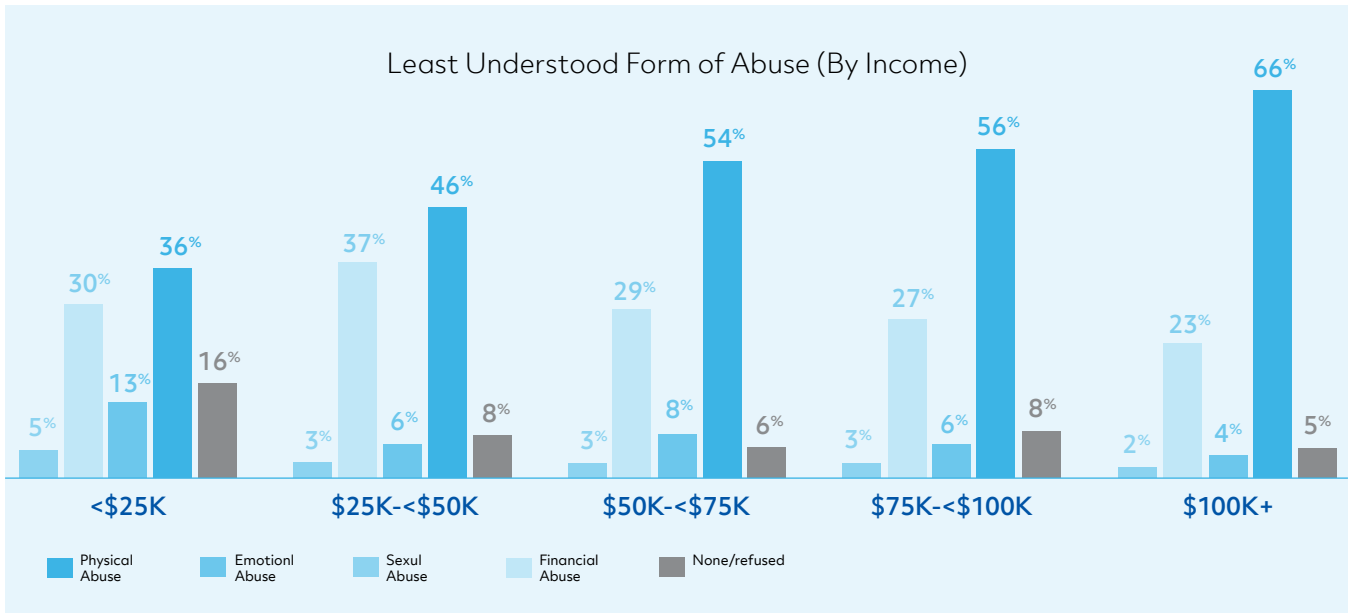


Groups Whom Reported Financial Abuse as the Least Understood Form of Abuse Significantly Higher than Other Groups (Among Total Sample)	
HH income of \$100K+	66%
College grad+	63%
Gen X women	62%
Gen X	60%
White	59%
Never experienced domestic violence/financial abuse and don't know anyone who has	58%
Married	56%
Straight/cisgender"	55%

Base = 2018 total sample (N=1,840), 2014 total sample (N=1,020)
Q8. For each of the following statements, please indicate which form of domestic violence the statement fits with most ("Is the least understood form of abuse")?



Perception that financial abuse is least understood increases with income.



Base = White (N=1,001), Hispanic (N=404), and African American (N=334), <\$25K (N=286), \$25K-<\$50K (N=257), \$50K-<\$75K (N=339), \$75K-<\$100K (N=242), and \$100K+ (N=590)
Q8. For each of the following statements, please indicate which form of domestic violence the statement fits with most ("Is the least understood form of abuse")?
Circles used to indicate statistical significance when compared to the total sample.

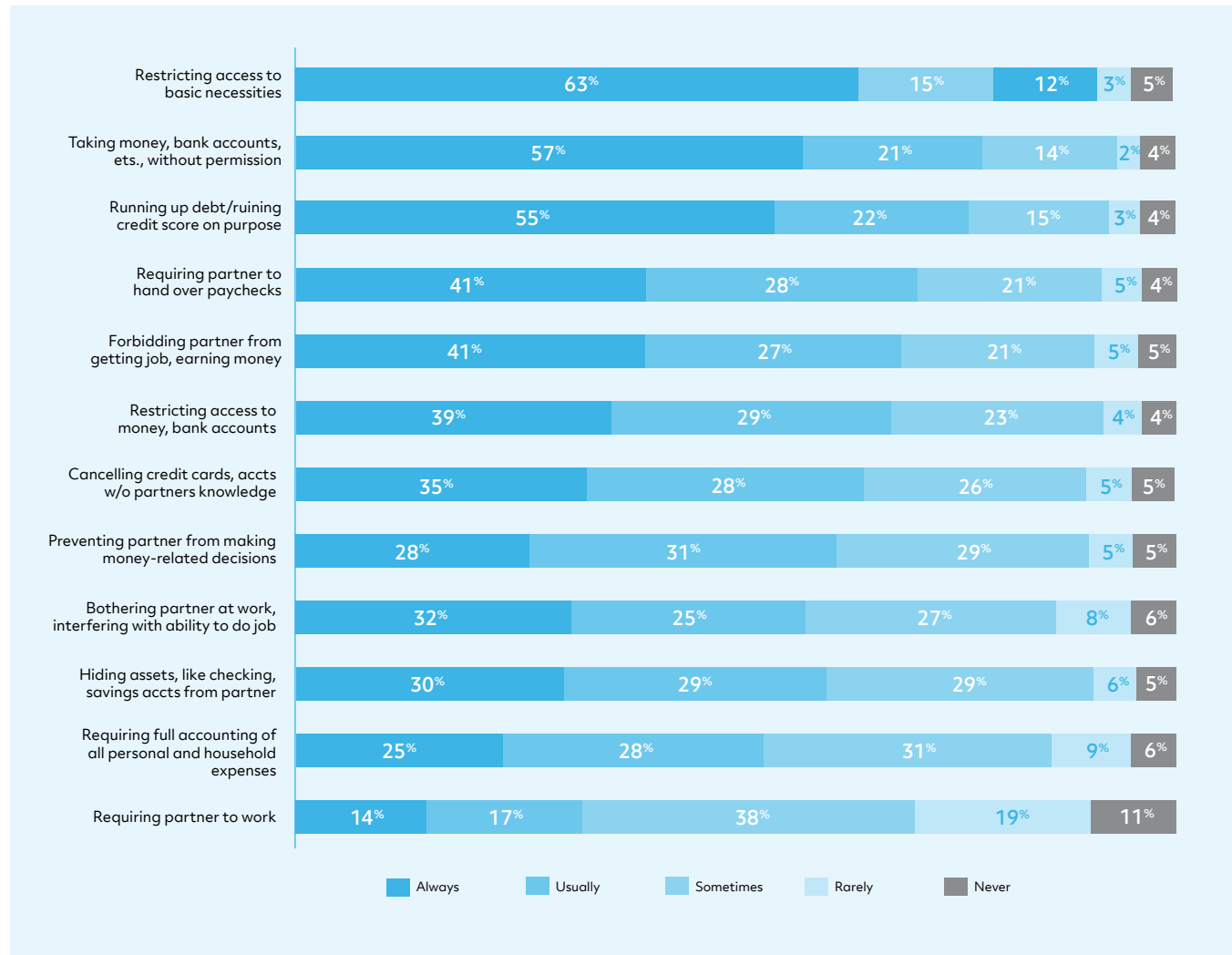
.....

Understanding of Financial Abuse

.....

Understanding of Financial Abuse

Americans indicate the extent to which certain actions are financial abuse.



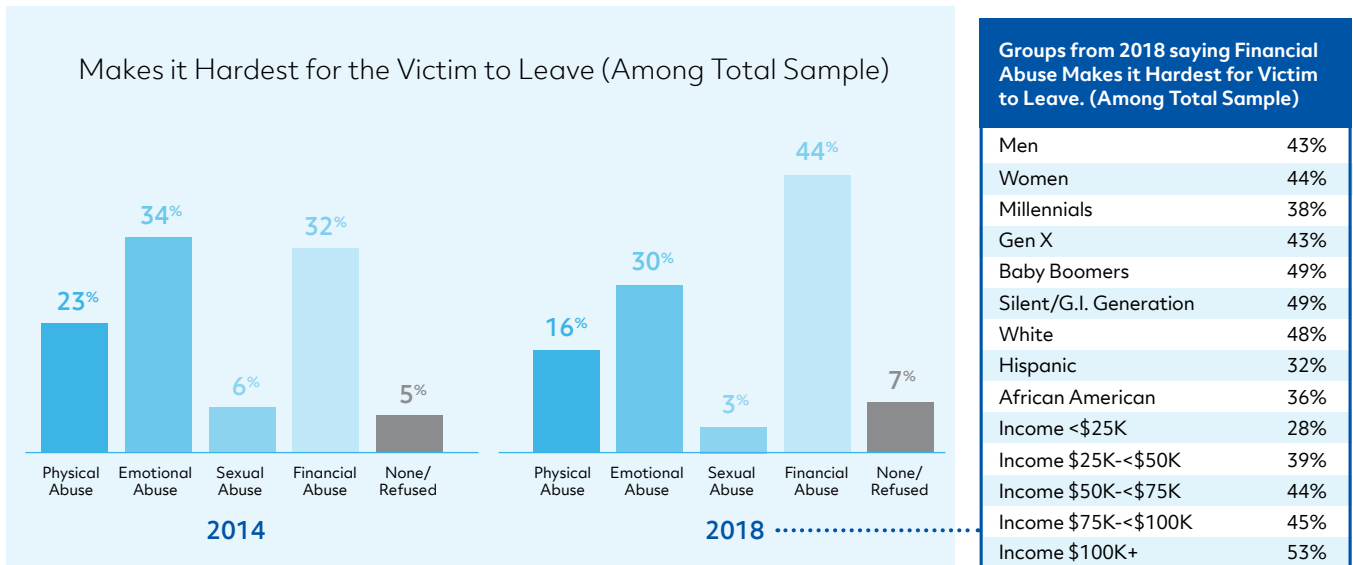
Base = Total sample (N=1,840)

Q7. Please indicate the extent to which each of these actions are financial abuse?

Circles used to indicate statistical significance when compared to the total sample. Totals may not sum to 100% due to rounding and refusals.

Understanding of Financial Abuse

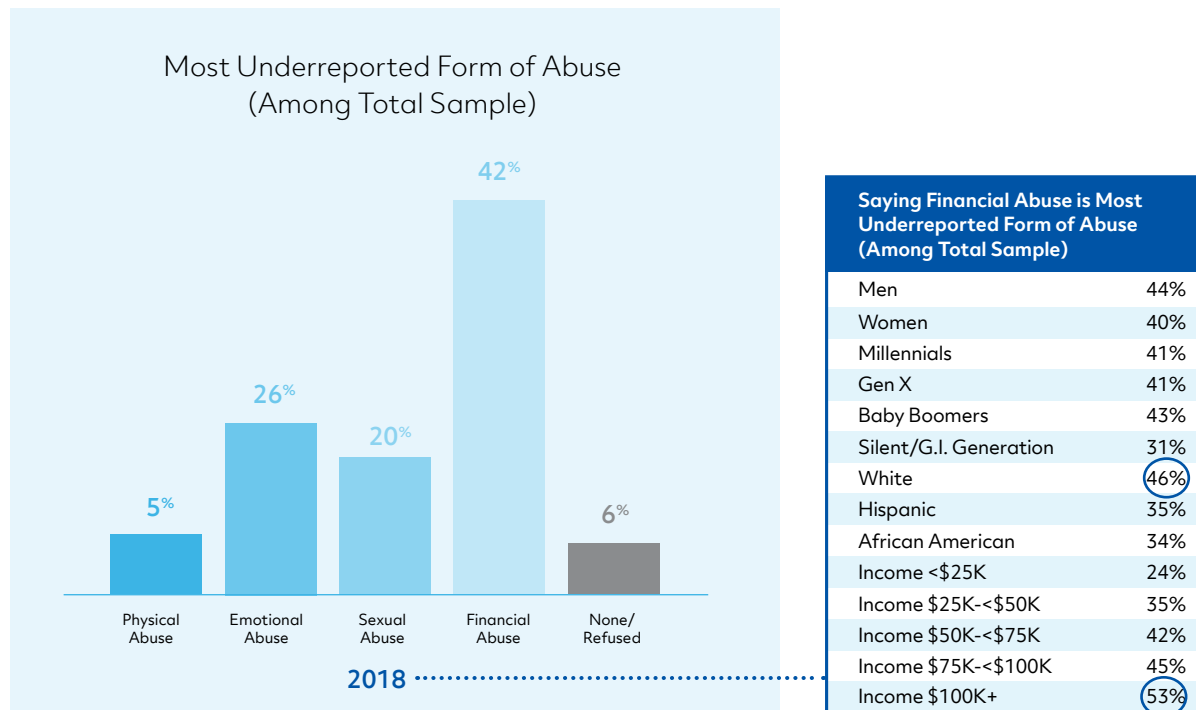
44% of Americans believe that among forms of abuse, financial abuse makes it hardest for the victim to leave. Up from 32% in 2014.



Base = 2018 total sample (N=1,840), 2014 total sample (N=1,020)

Q8. For each of the following statements, please indicate which form of domestic violence the statement fits with most ("Is the least understood form of abuse"?)

42% believe financial abuse is the most underreported form of abuse.

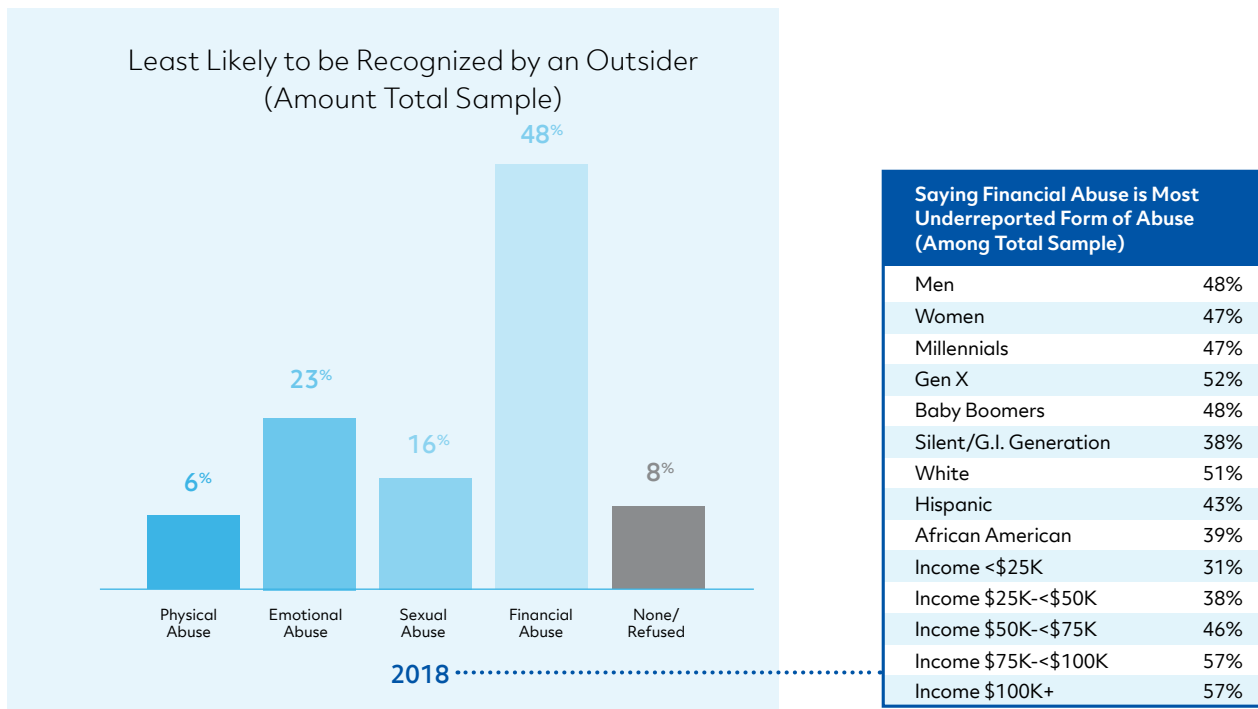


Base = 2018 total sample (N=1,840), 2014 total sample (N=1,020)

Q8. For each of the following statements, please indicate which form of domestic violence the statement fits with most ("Is the least understood form of abuse"?)

Understanding of Financial Abuse

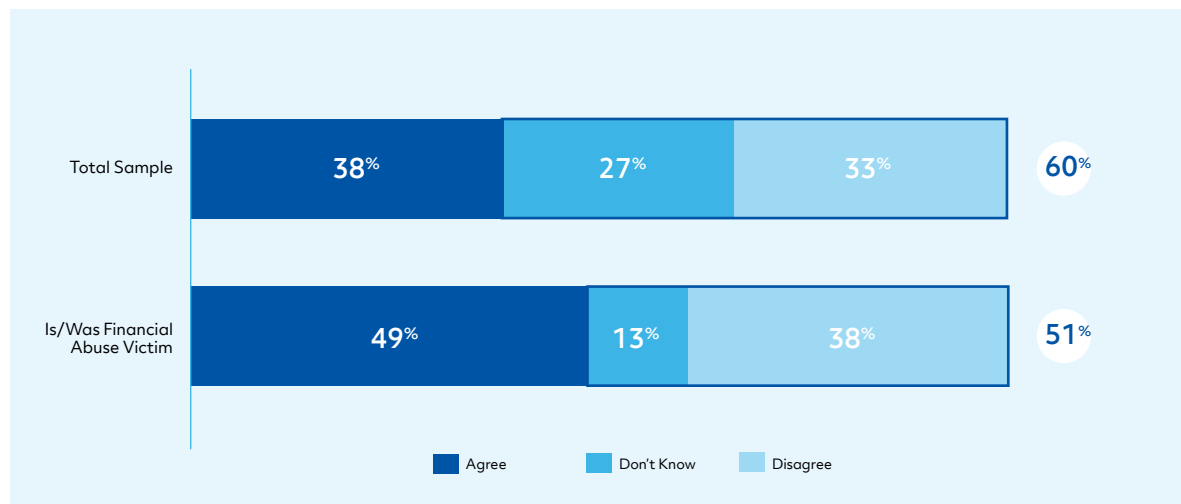
48% of Americans think financial abuse is least recognizable by an outsider.



Base = 2018 total sample (N=1,840), 2014 total sample (N=1,020)
 Q8. For each of the following statements, please indicate which form of domestic violence the statement fits with most ("Is the least understood form of abuse")?

60% of surveyed respondents doubt their friends/family would know if they were in a financially abusive relationship.

Fewer domestic violence survivors believe their friends/family would know if they were in a financially abusive relationship.



Base = total sample (N=1,840), is/was financial abuse victim (N=192)
 Q12. Please tell me if you agree or disagree with each of the following statements ("My family and friends would know if I were in a financially abusive relationship")?
 Circles used to indicate statistical significance when compared to the total sample.

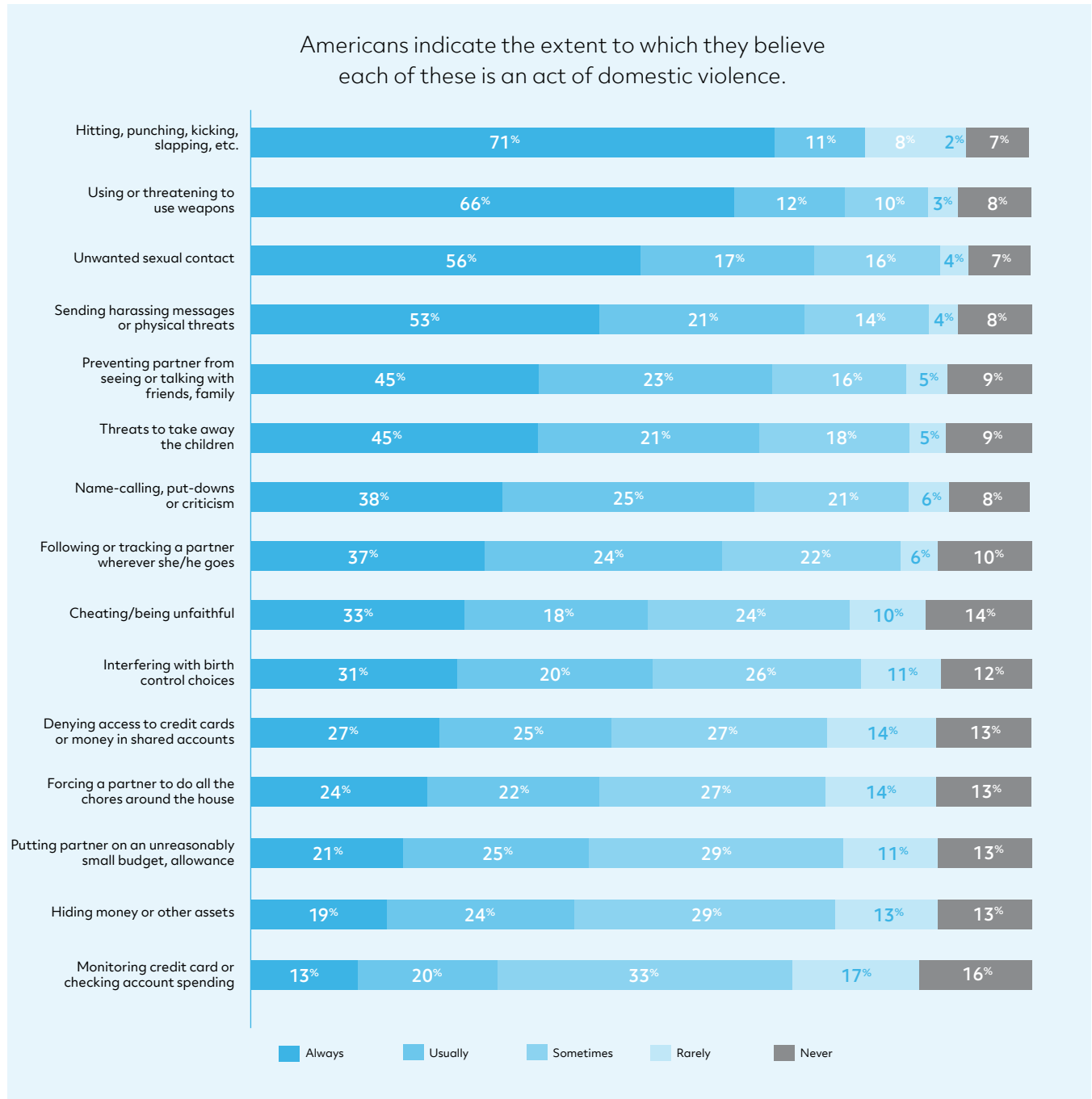
.....

The Domestic Violence & Financial Abuse Connection

.....

The Domestic Violence & Financial Abuse Connection

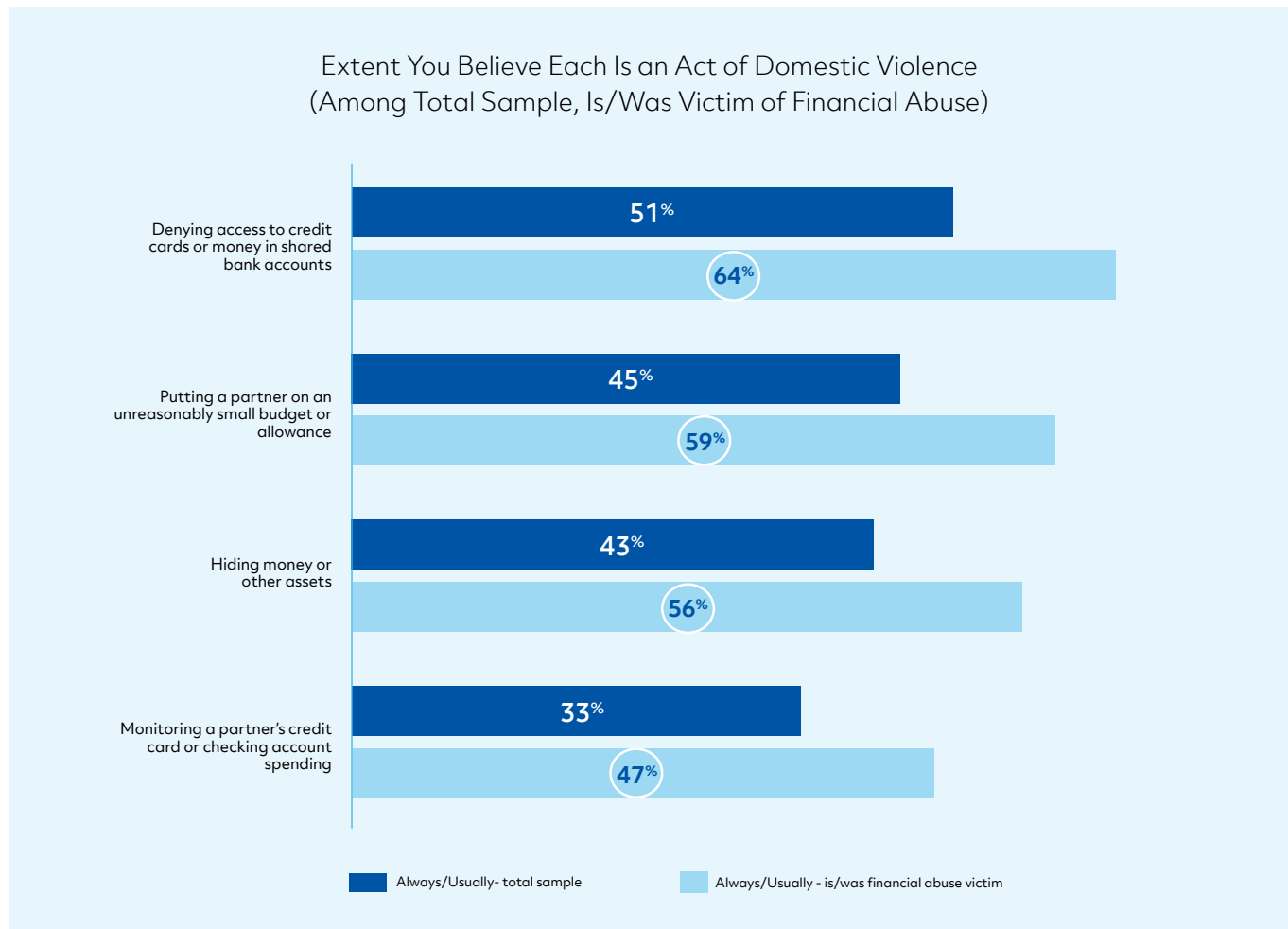
Only about 20% of Americans believe hiding money/assets from a partner and putting a partner on an unreasonably small budget is always considered domestic violence.



Base = total sample (N=1,840)
 Q4. Below is a list of actions that may or may not be considered domestic violence. Please indicate the extent to which you believe each of these is an act of domestic violence when it occurs between current or former spouses or partners.
 Circles used to indicate statistical significance when compared to the total sample.

The Domestic Violence & Financial Abuse Connection

Financial abuse victims identify forms of financial abuse as domestic violence more frequently than the general public.



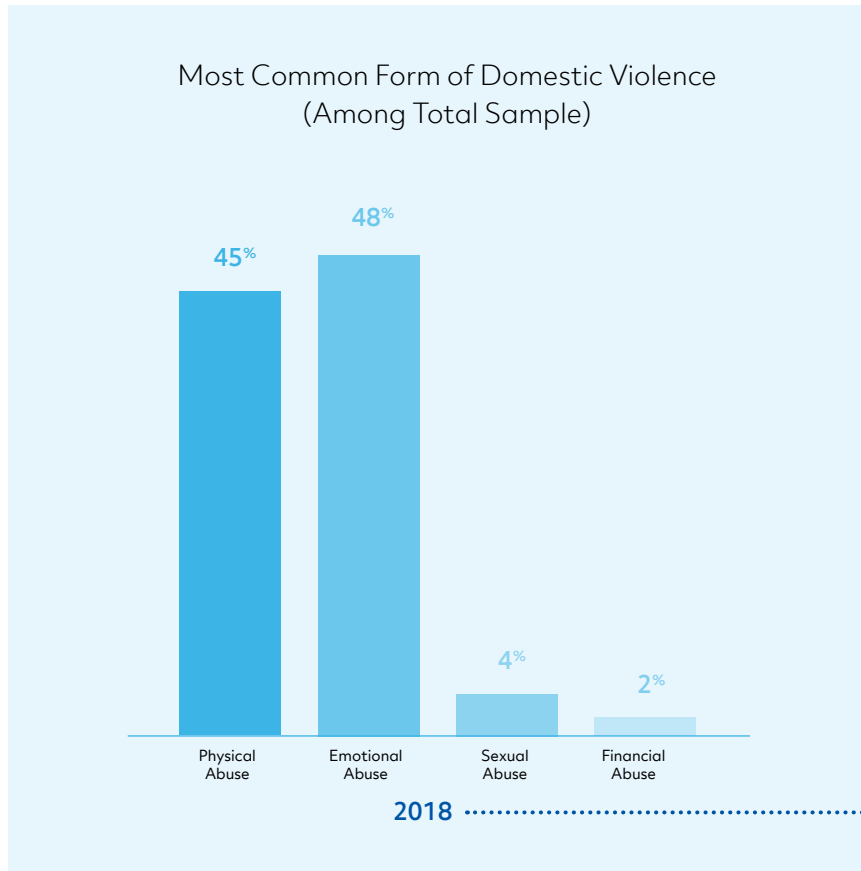
Base = total sample (N=1,840), is/was financial abuse victim (N=192)

Q12. Please tell me if you agree or disagree with each of the following statements ("My family and friends would know if I were in a financially abusive relationship")?

Circles used to indicate statistical significance when compared to the total sample.

The Domestic Violence & Financial Abuse Connection

No one believes financial abuse is the most common form of domestic violence. 93% of Americans believe that emotional and physical abuse are the most common forms of domestic violence.



Saying Financial Abuse is Most Common Form of Domestic Violence (Among Total Sample)	
Men	2%
Women	1%
Millennials	3%
Gen X	2%
Baby Boomers	1%
Silent/G.I. Generation	0%
White	1%
Hispanic	3%
African American	4%
Income <\$25K	1%
Income \$25K-<\$50K	2%
Income \$50K-<\$75K	1%
Income \$75K-<\$100K	2%
Income \$100K+	2%

Base = 2018 total sample (N=1,840), 2014 total sample (N=1,020)
 Q6. In your opinion, what do you think is the most common form of domestic violence?
 Circles used to indicate statistical significance when compared to the total sample.

.....

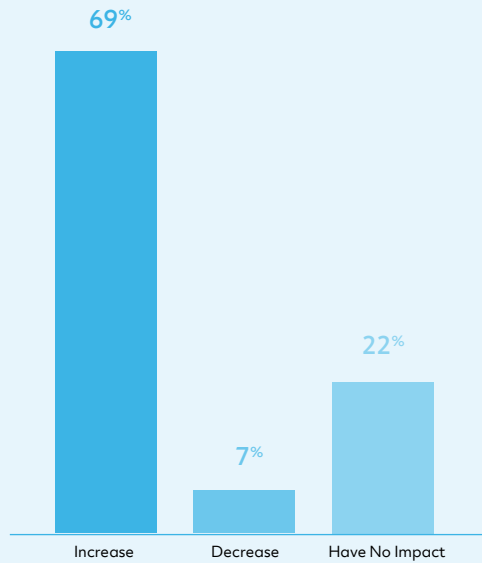
Domestic Violence as a Topic of Conversation

.....

Domestic Violence as a Topic of Conversation

69% of Americans believe recent reports of sexual harassment will spur an increase in the number of women disclosing that they have been victims of domestic violence.

Effect of Recent Reports About Sexual Harassment on Number of Women Reporting They Have Been Victims of Domestic Violence (Among Total Sample)



2018

Saying Increase the Number of Women Reporting Domestic Violence (Among Total Sample)

Men	69%
Women	69%
Millennials	60%
Gen X	66%
Baby Boomers	75%
Silent/G.I. Generation	78%
White	70%
Hispanic	68%
African American	66%
Income <\$25K	59%
Income \$25K-<\$50K	69%
Income \$50K-<\$75K	67%
Income \$75K-<\$100K	73%
Income \$100K+	72%

Base = 2018 total sample (N=1,840)

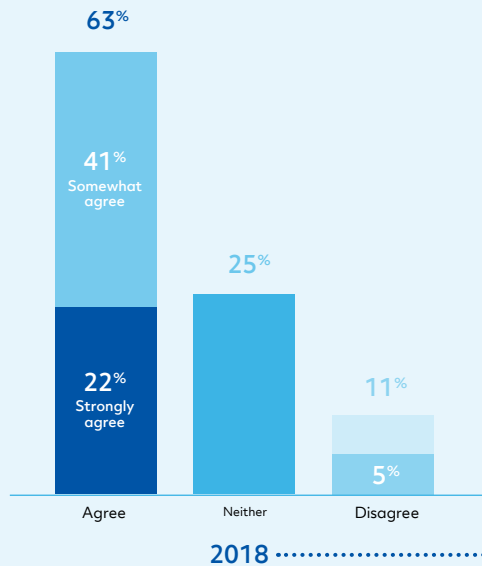
Q10b. Do you think the recent reports about sexual harassment in the workforce will increase, decrease, or have no impact on the number of women reporting they have been victims of domestic violence?

Circles used to indicate statistical significance when compared to the total sample.

Domestic Violence as a Topic of Conversation

63% agree that celebrities sharing their stories of domestic violence increases awareness of the issue.

When Celebrities Share Personal Stories, Experiences About Experiences With Domestic Violence, It Helps Raise Awareness of the Issue (Among Total Sample)

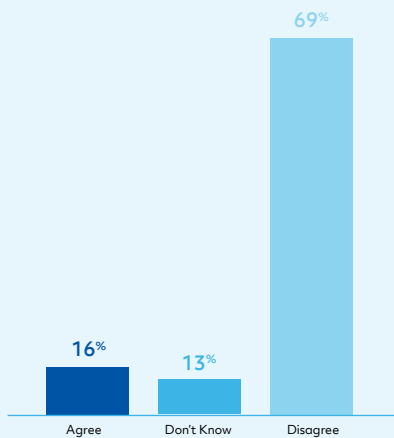


Agreeing When Celebrities Share Personal Stories, Experiences About Experiences With Domestic Violence, It Helps Raise Awareness of the Issue (Among Total Sample)	
Men	59%
Women	66%
Millennials	53%
Gen X	65%
Baby Boomers	67%
Silent/G.I. Generation	75%
White	61%
Hispanic	63%
African American	68%
Income <\$25K	59%
Income \$25K-<\$50K	60%
Income \$50K-<\$75K	63%
Income \$75K-<\$100K	59%
Income \$100K+	67%

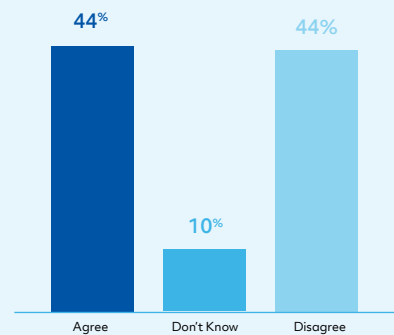
Base = 2018 total sample (N=1,840)
 Q10b. Do you think the recent reports about sexual harassment in the workforce will increase, decrease, or have no impact on the number of women reporting they have been victims of domestic violence?
 Circles used to indicate statistical significance when compared to the total sample.

69% of Americans are willing to discuss domestic violence, but only 44% have.

I Am Hesitant to Discuss Domestic Violence With Family and Friends (Among Total Sample)



I Have Discussed Domestic Violence With a Family Member or Friend (Among Total Sample)

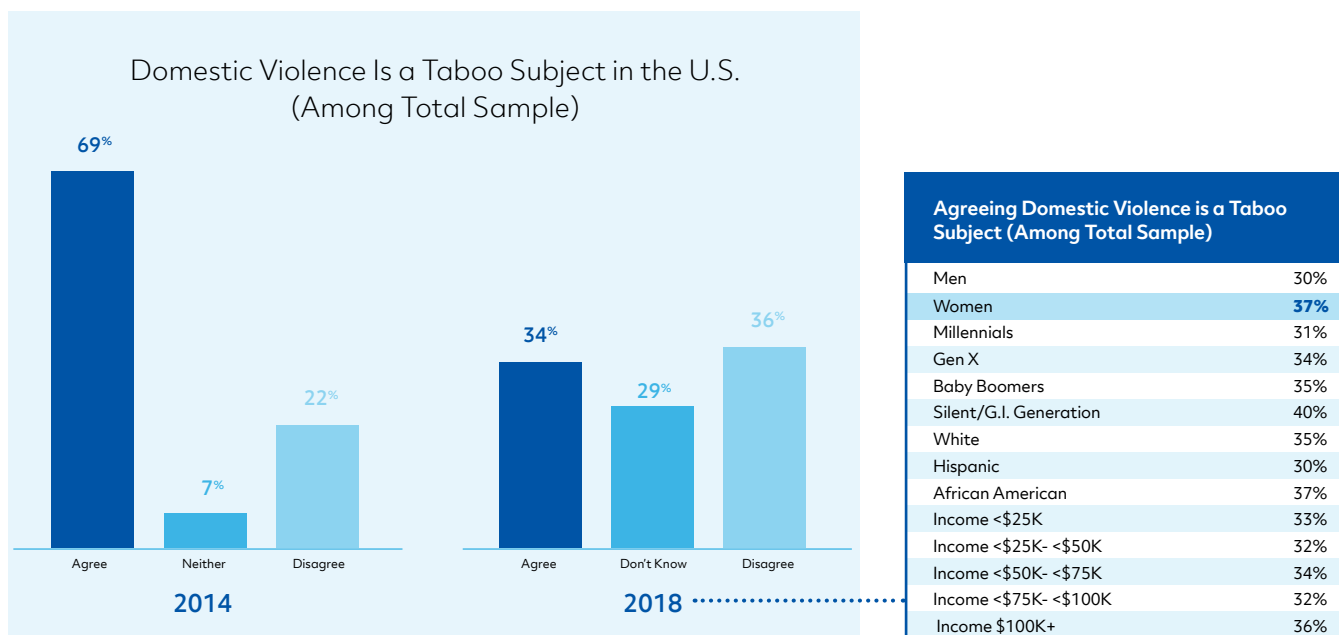


Base = total sample (N=1,840)
 Q12. Please tell me if you agree or disagree with each of the following statements.
 Circles used to indicate statistical significance when compared to the total sample

Domestic Violence as a Topic of Conversation

34% of Americans believe domestic violence is a taboo subject, a 10% increase since 2014.

Significantly more women believe the topic of domestic violence remains off-limits.

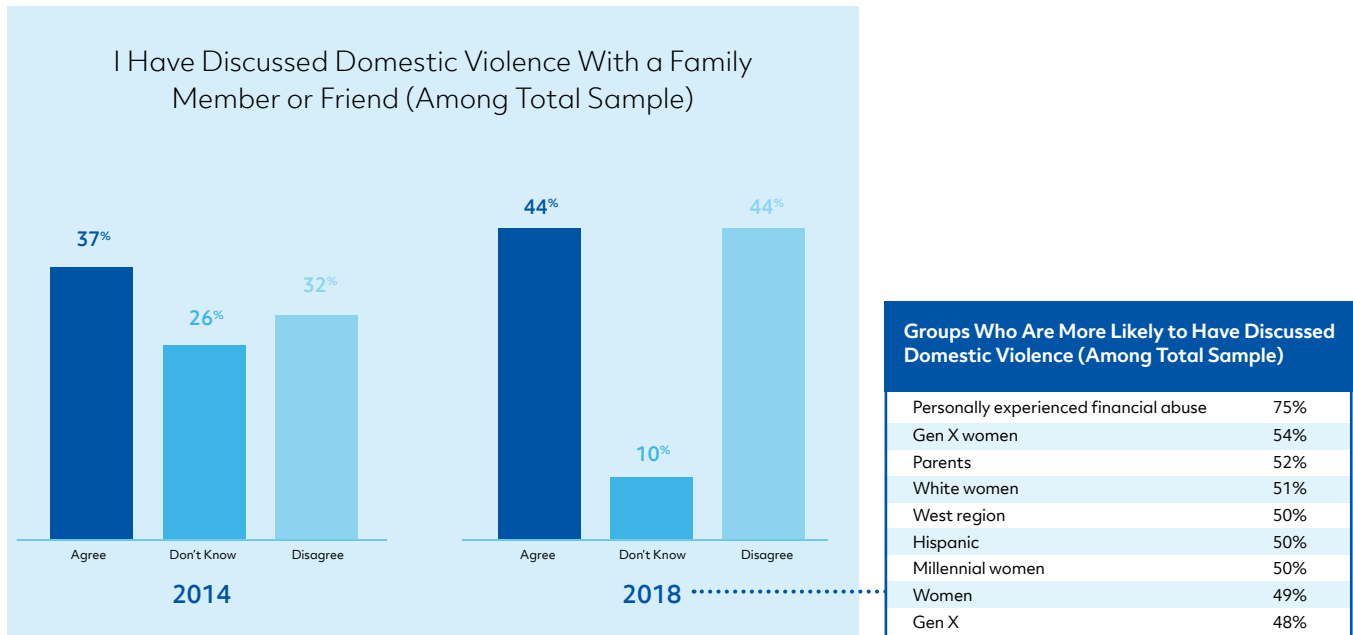


Base = 2018 total sample (N=1,840), 2014 total sample (N=1,020)
 Q10a. Thinking about domestic violence in general, please indicate the level to which you agree or disagree with each of the following statements.
 Darker colors used to indicate intensity (i.e., strongly responses).
 Circles used to indicate statistical significance when compared to the total sample

Domestic Violence as a Topic of Conversation

44% of people have had a conversation about domestic violence.

Three-quarters of those who have experienced financial abuse have discussed domestic violence with a family member or friend.



Base = 2018 total sample (N=1,840), 2014 total sample (N=1,020)
 Q12. Please tell me if you agree or disagree with each of the following statements.
 Circles used to indicate statistical significance when compared to the total sample

.....

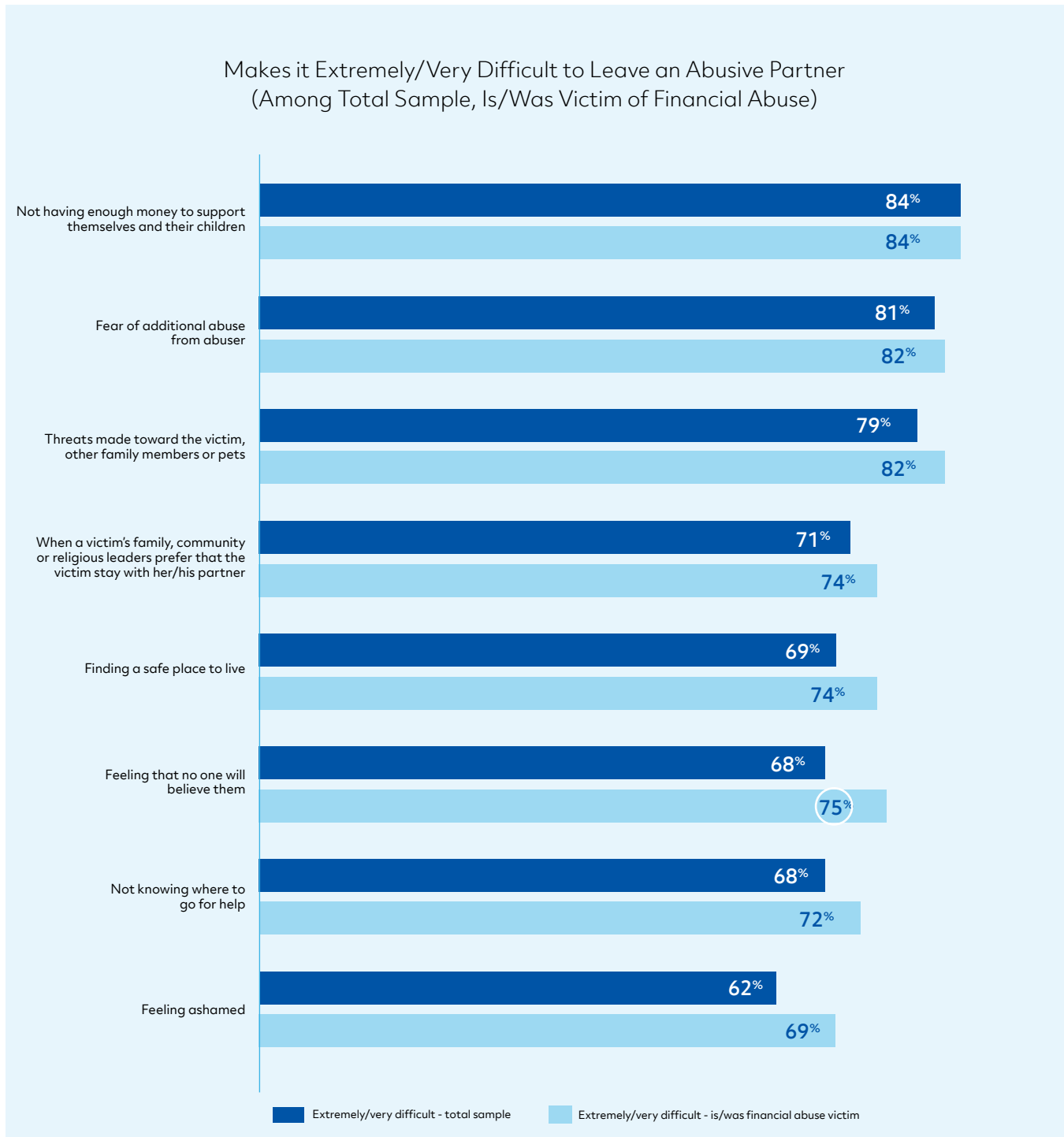
Barriers to Leaving an Abusive Partner

.....

Barriers to Leaving an Abusive Partner

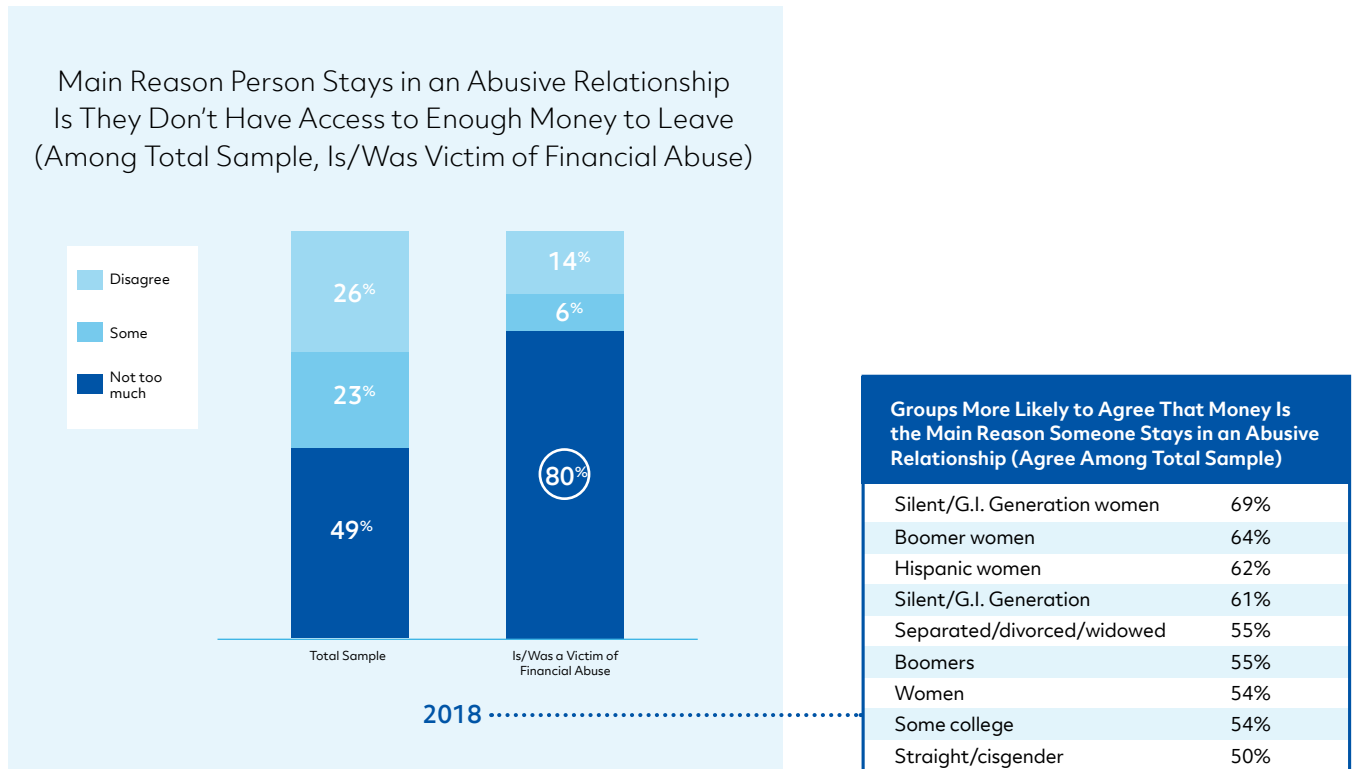
84% of Americans believe a lack of money is the #1 barrier to leaving abusive relationships.

Three-quarters of those who have experienced financial abuse – significantly more than the general public – say that feeling that no one will believe them makes it difficult to leave an abusive partner.



Barriers to Leaving an Abusive Partner

80% of Americans who have experienced financial abuse agree the main reason someone stays in an abusive relationship is lack of the financial means to leave, while only 49% of the general population agrees.



Base = total sample (N=1,840), is/was financial abuse victim (N=192)
Q12. Please tell me if you agree or disagree with each of the following statements.
Circles used to indicate statistical significance when compared to the total sample.

.....

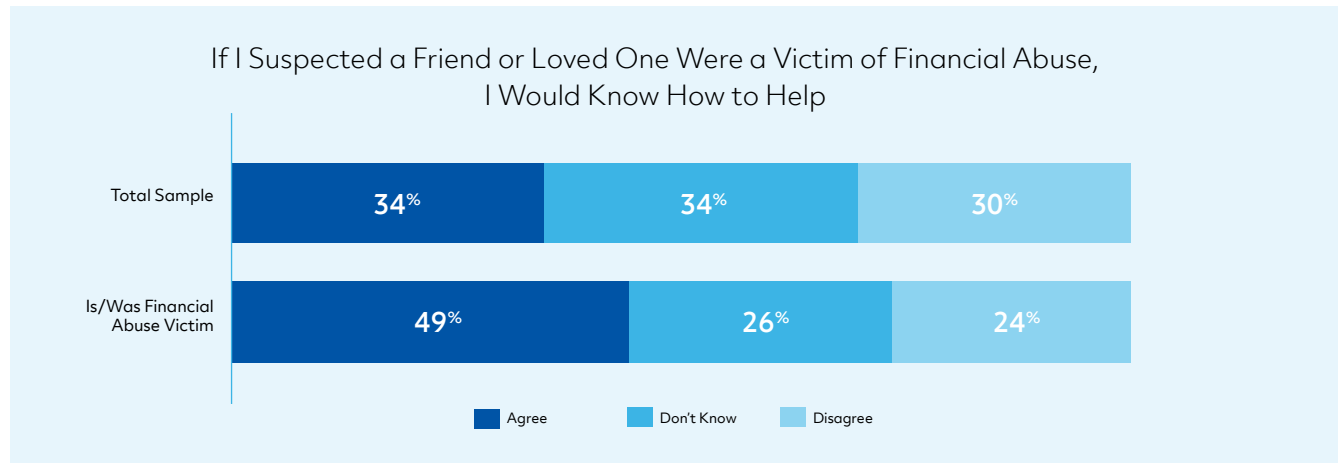
Resources & Victim Assistance

.....

Resources & Victim Assistance

34% of Americans feel they know how to help financial abuse victims.

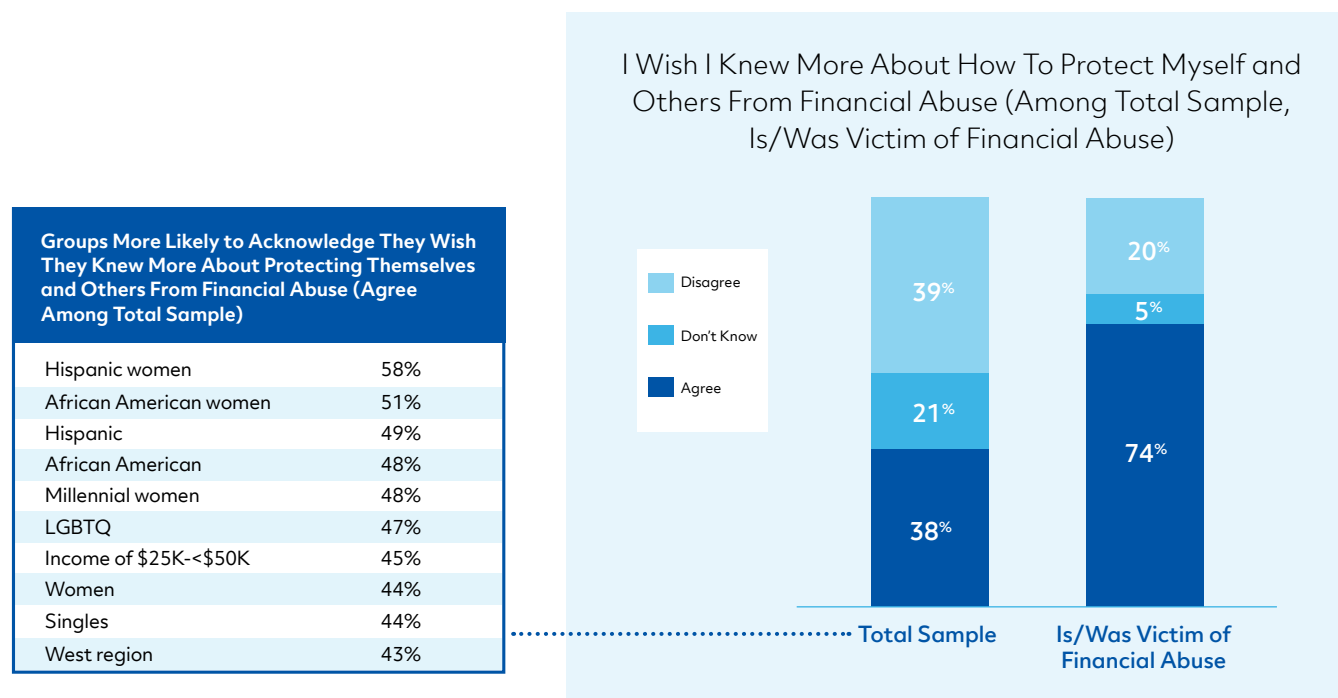
Despite their personal experience with the issue, only half of financial abuse survivors and victims (49%) feel they would know how to help a friend or family member they suspect is also a financial abuse victim.



Base = total sample (N=1,840), is/was financial abuse victim (N=192)
 Q12. Please tell me if you agree or disagree with each of the following statements.
 Circles used to indicate statistical significance when compared to the total sample.

38% of Americans wish they knew more about how to protect themselves and others from financial abuse.

Nearly three-quarters of those who have personally experienced financial abuse want resources that help them protect both themselves and others from it.

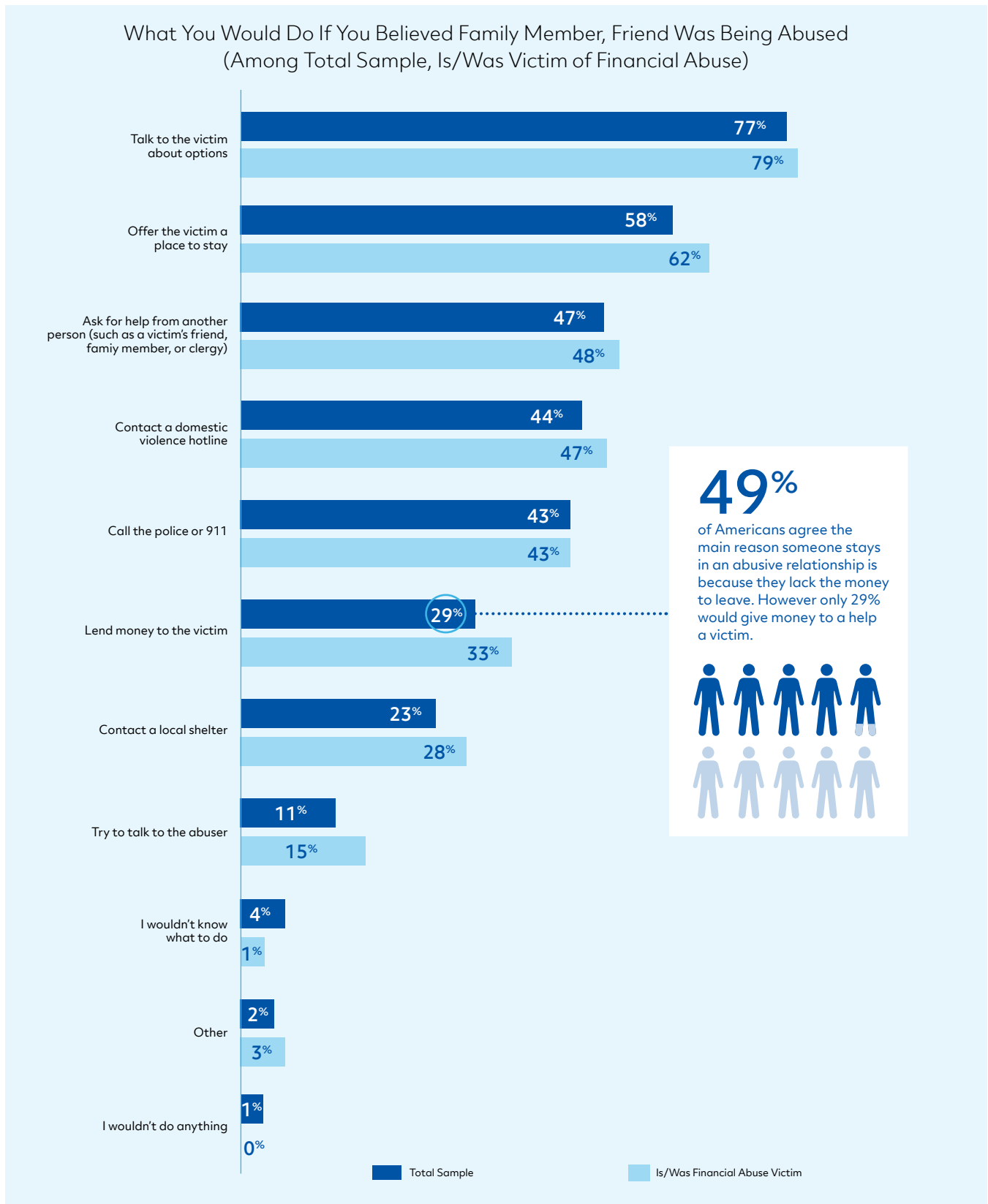


Groups More Likely to Acknowledge They Wish They Knew More About Protecting Themselves and Others From Financial Abuse (Agree Among Total Sample)	
Hispanic women	58%
African American women	51%
Hispanic	49%
African American	48%
Millennial women	48%
LGBTQ	47%
Income of \$25K-<\$50K	45%
Women	44%
Singles	44%
West region	43%

Base = total sample (N=1,840), is/was financial abuse victim (N=192)
 Q12. Please tell me if you agree or disagree with each of the following statements.
 Circles used to indicate statistical significance when compared to the total sample.

Resources & Victim Assistance

77% of Americans would discuss options with a victim as a way of helping them.

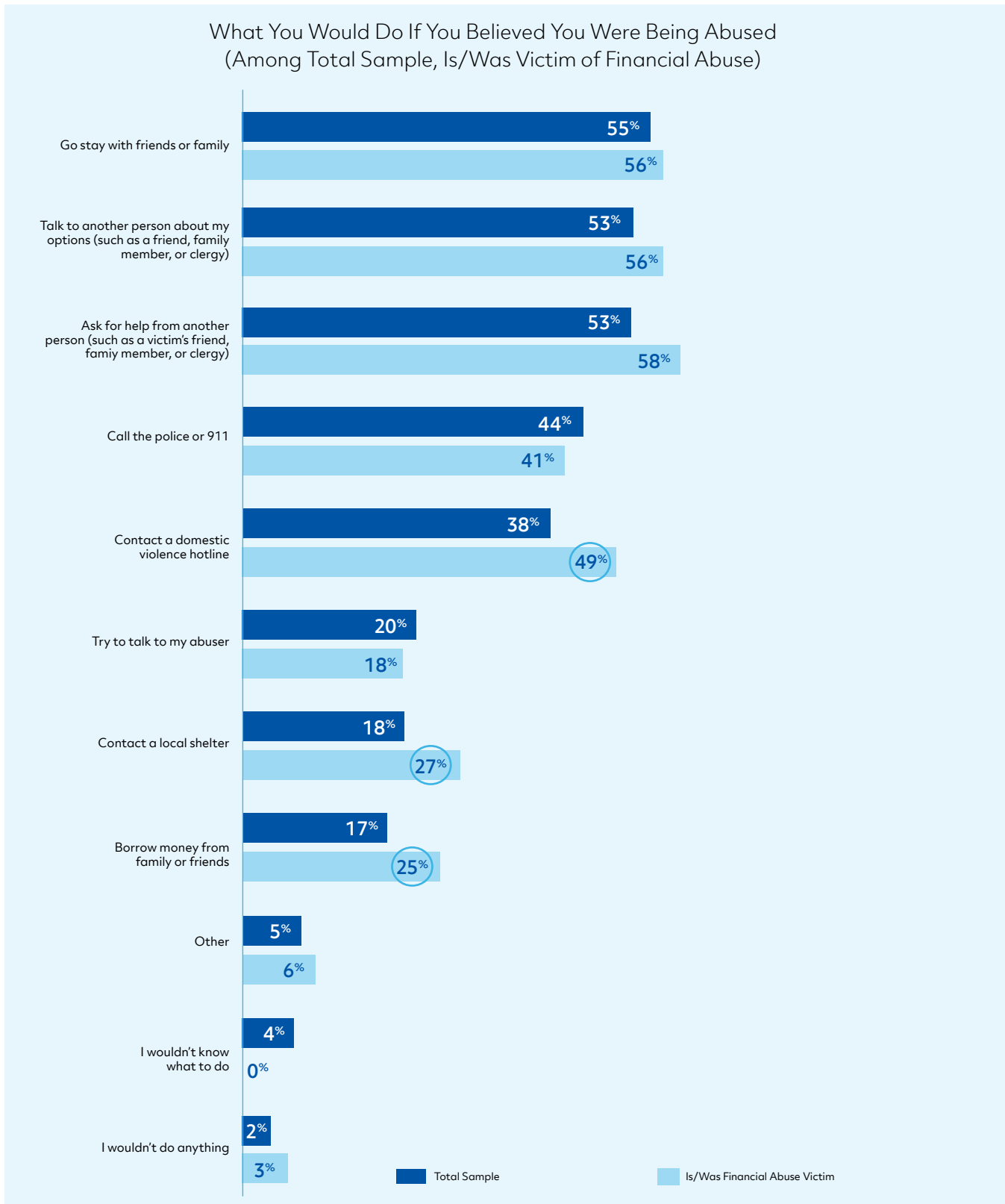


Base = total sample (N=1,840), is/was victim of financial abuse (N=192)
Q13a. What would you do if you believed a friend or family member were being abused physically, sexually, emotionally or financially?
Circles used to indicate statistical significance when compared to the total sample.

Resources & Victim Assistance

55% of Americans would stay with loved ones if they were being abused.

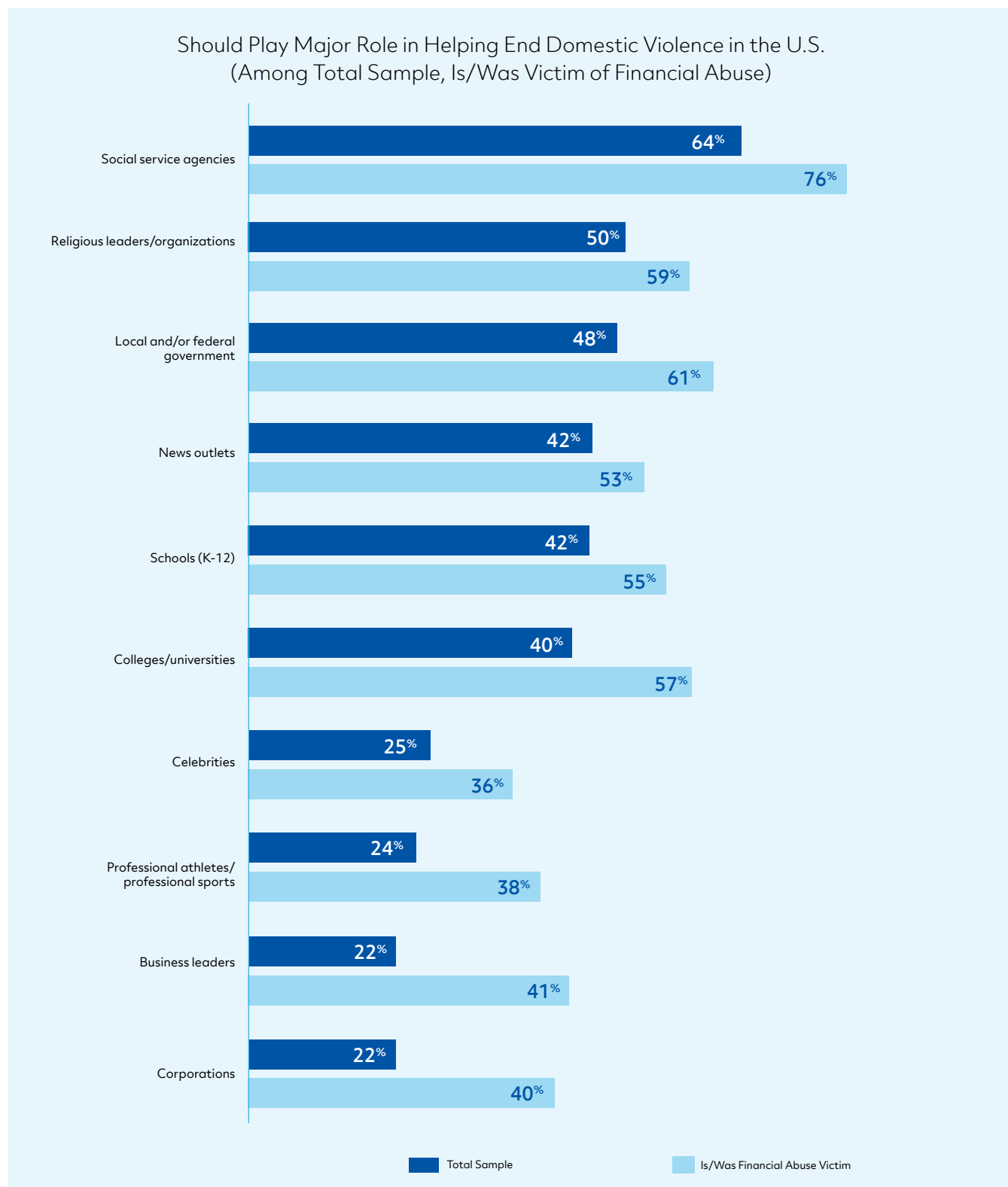
Those who have experienced financial abuse state they would be more likely to contact a domestic violence hotline, contact a local shelter, and borrow money than the general population.



Base = total sample (N=1,840), is/was victim of financial abuse (N=192)
 Q13b. What would you do if you believed you were being abused physically, sexually, emotionally or financially?
 Circles used to indicate statistical significance when compared to the total sample.

Resources & Victim Assistance

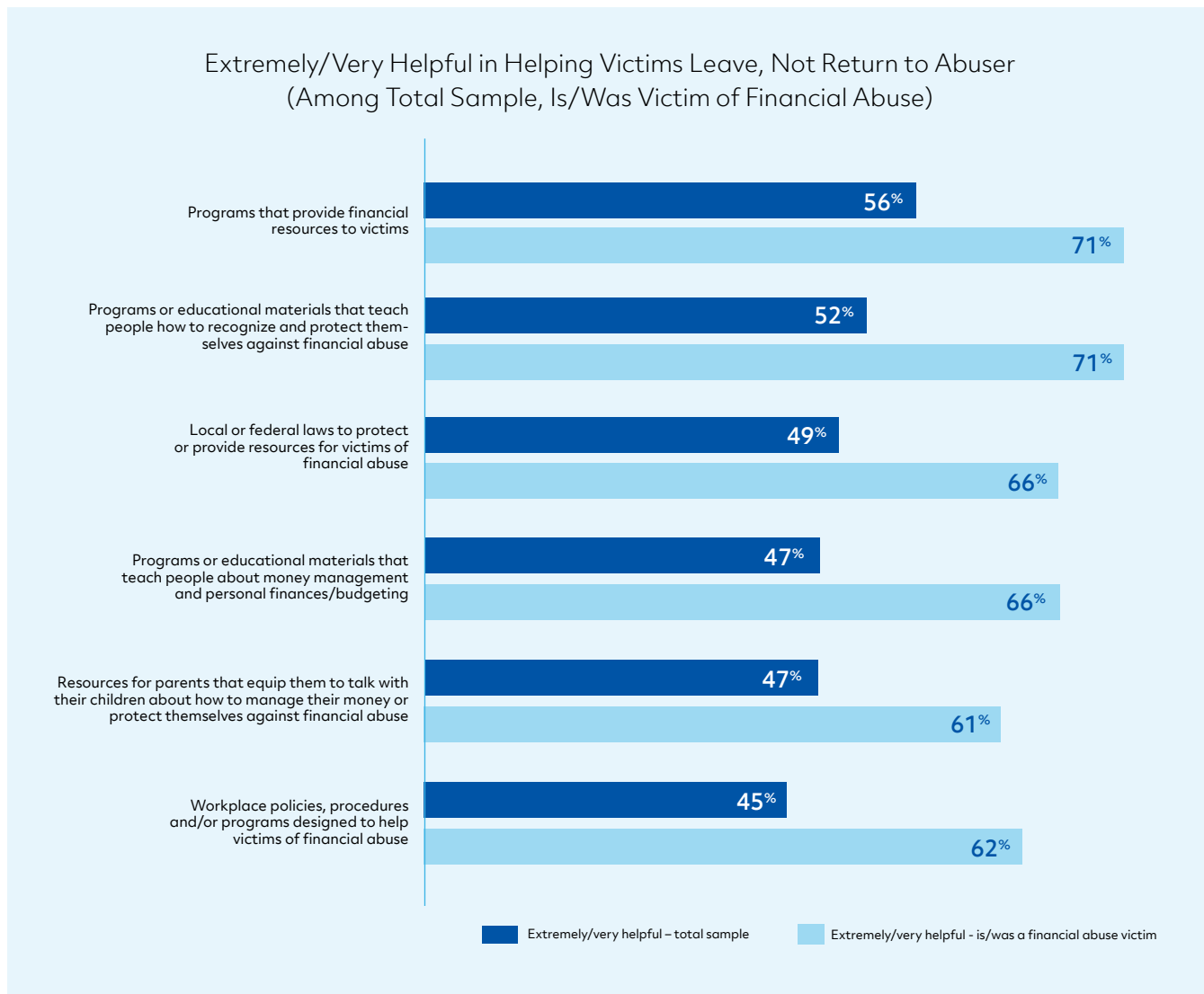
64% of Americans and 76% of victims feel social service agencies should have a major role in ending domestic violence.



Base = total sample (N=1,840), is/was victim of financial abuse (N=192)
Q11d. Now thinking about domestic violence overall. In your opinion, how big a role should each of the following have in helping end domestic violence in the United States?
Circles used to indicate statistical significance when compared to the total sample.

Resources & Victim Assistance

50% believe all of the following solutions would be helpful in helping victims leave, not return to an abusive partner.

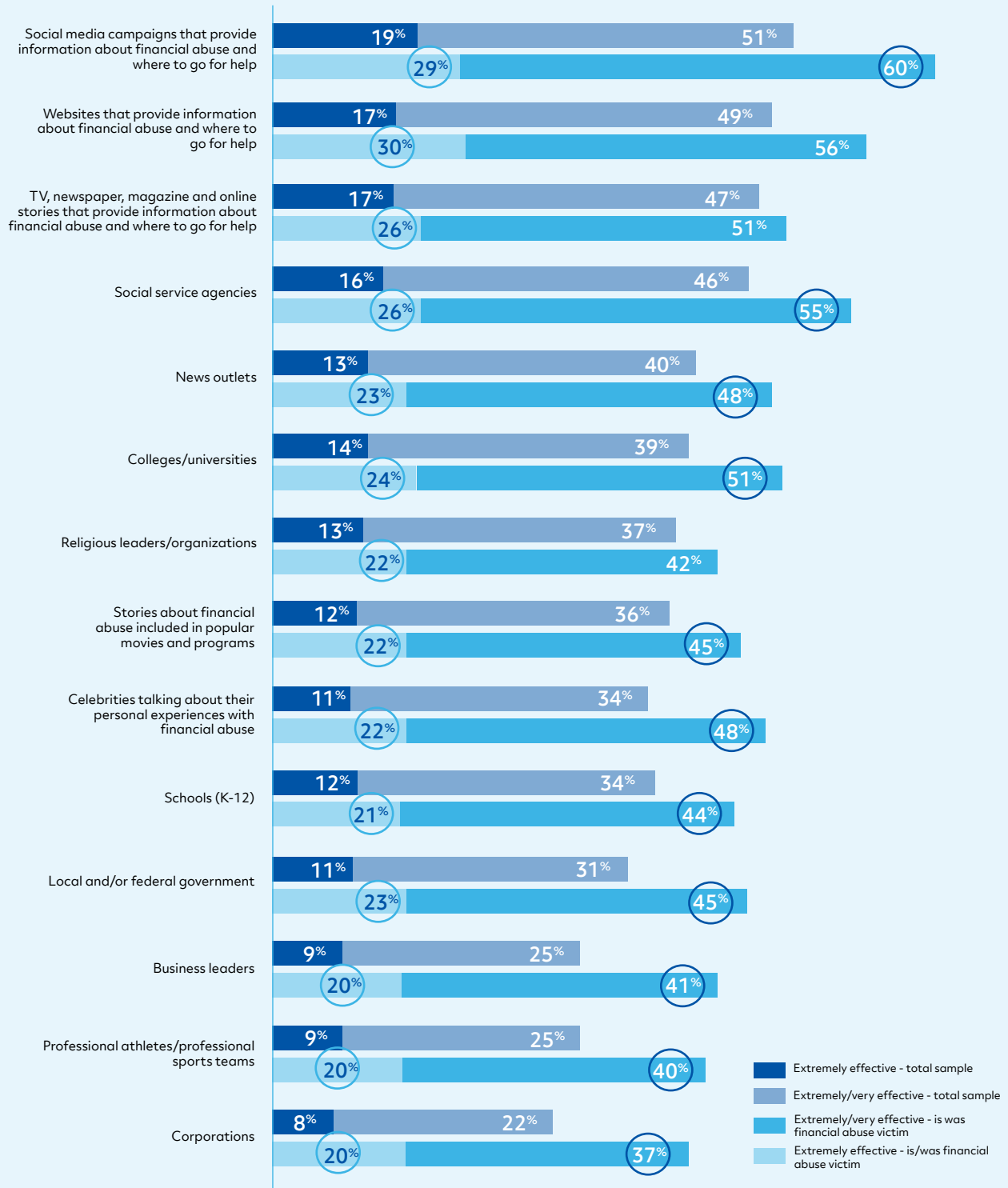


Base = total sample (N=1,840), is/was victim of financial abuse (N=192)
 Q11c. How effective do you believe each of the following would be in helping victims of financial abuse leave their abuser and not return?
 Circles used to indicate statistical significance when compared to the total sample.

Resources & Victim Assistance

51% of Americans say social media and websites would be most effective sources to learn about financial abuse.

Extremely/Very Effective Source to Learn About Financial Abuse
(Among Total Sample, Is/Was Victim of Financial Abuse)



Base = total sample (N=1,840), is/was victim of financial abuse (N=192)
Q11d. Now thinking about domestic violence overall. In your opinion, how big a role should each of the following have in helping end domestic violence in the United States?
Circles used to indicate statistical significance when compared to the total sample.

.....

Appendix

.....

Background, Objectives & Methodology

Methodology

- Allstate Marketing Analytics, Research & Administration commissioned GK to conduct the research and managed the study on the behalf of The Allstate Foundation.
- The online survey** was conducted February 9-17, 2018 among 1,840 American adults age 18+.
 - Nationally representative sample of 1,052.
 - Oversamples among Hispanics (survey offered in both English and Spanish), African Americans, Millennials (age 22-37).
 - Oversamples in Florida, Illinois, New York, and Texas.
- The margin of error for total sample is +/- 2.6 percentage points at the 95% confidence level.
- Totals may not sum to 100% due to rounding and refusals.

About the Survey

- The Allstate Foundation's domestic violence and financial abuse online survey was conducted from February 9-17, 2018, by GfK using GfK's KnowledgePanel™. A total of 1,840 American adults age 18+ were interviewed, including oversamples among Hispanics, African Americans, Millennials and residents in the states of Florida, Illinois, New York, and Texas. The sample was weighted and scaled to be nationally representative by gender, geographical location, household income and race/ethnicity, according to the Current Population Survey (CPS) benchmarks. The margin of error for total sample is +/- 2.6 percentage points at the 95% confidence level.

**GfK conducted an online survey using its web-enabled KnowledgePanel™, a probability-based panel designed to be representative of the U.S. population. Initially, participants are chosen scientifically by a random selection of telephone numbers and residential addresses. Persons in selected households are then invited by telephone or by mail to participate in the web-enabled KnowledgePanel™. For those who agree to participate but do not already have Internet access, GfK provides a laptop and ISP connection at no cost to them. People who already have computers and Internet service are permitted to participate using their own equipment. Panelists then receive unique log-in information for accessing surveys online and then are sent emails throughout each month inviting them to participate in research

Detailed Methodology

Oversamples

In addition to the U.S. general population sample, the sample was augmented for the following demographic groups to achieve readable base sizes for analytical purposes.

Sample Group	Total N = 1,840
General Population	N = 1,052
States	
FL	N = 167
IL	N = 142
NY	N = 147
TX	N = 194
Hispanics	N = 404
African Americans	N = 334
Millennials ages 21-36	N = 497

About the Analysis

While the primary objective of the survey was to determine the general public's awareness and attitudes toward domestic violence, the Foundation also sought to examine additional subgroups of the population in order to further inform potential educational and outreach efforts.

Key Analytical Groups	Unweighted Base Size
General Population	N = 1,840
Men	N = 890
Women	N = 950
Millennials (ages 21-36)*	N = 497
Gen X (ages 37-52)*	N = 416
Baby Boomers (ages 53-71)*	N = 693
Silent/G.I. Generation (ages 72+)	N = 197
White/Non-Hispanic	N = 1001
Hispanic	N = 404
African Americans	N = 334
Annual Income <\$25K	N = 286
Annual Income \$25K-<\$50K	N = 383
Annual Income \$50K-<\$75K	N = 339
Annual Income \$75K-<\$100K	N = 242
Annual Income \$100K+	N = 590

Additional Groups Examined	Unweighted Base Size
College Graduate	N=1,222
Not a College Graduate	N=618
Millennial Men, Women	N= 235, N=262
Gen X Men, Women	N=226, N=190
Baby Boomer Men, Women	N=318, N=375
Silent Generation Men, Women	N=92, N=105
White/Non-Hispanic Men, Women	N=473, N=528
Hispanic Men, Women	N=200, N=204
African American Men, Women	N=166, N=168
Domestic Violence or Financial Abuse Survivor	N=355
People who Know a Survivor of Any Form of Domestic Violence	N=988
Know a Financial Abuse Survivor	N=487
Is/Was a Victim of Financial Abuse	N=192
Texas, Florida, New York, Illinois	N=194, N=167, N=147, N=142

*In the 2014 survey, Millennials were ages 18-33, Gen X was 34-49, Baby Boomers were 50-68, and the Silent/G.I. Generation was 69+.